



# Mapping Sustainable Development Goals 8, 9, 12, 13 and 15 through a decolonial lens: falling short of ‘transforming our world’

Judith E. Krauss<sup>1</sup>  · Andrea Jiménez Cisneros<sup>1</sup> · Marina Requena-i-Mora<sup>2</sup>

Received: 7 May 2021 / Accepted: 8 February 2022  
© The Author(s) 2022

## Abstract

The United Nations’ Sustainable Development Goals (UN SDGs) aspire to be integrated and indivisible, balance the three dimensions of sustainable development and transform our world by going beyond previously agreed language. Focusing on decoloniality and equity, we explore whether these aspirations are met in analysing five goals, their targets and indicators interlinking especially the economy–ecology spheres: SDGs 8 (economic growth), 9 (industry and innovation), 12 (sustainable production and consumption), 13 (climate action) and 15 (life on land). We examine two interconnected foci. Having mapped the connections which exist, according to official UN data, between these goals’ indicators, we examine definitions and delineations in SDGs 8, 9, 12, 13 and 15 through a decolonial lens, focusing on universality, absences and modernity–coloniality. A second step investigates the equity implications of these framings, using indicator data to illustrate abiding injustices. Our original contribution is thus retracing these connections and contradictions, their intellectual heritage and their equity implications in the detail of these five SDGs, their targets and indicators, combining the sustainable development and decolonial literatures in novel ways. We find that trade-offs, absences and justice shortcomings call into question the attainment of the SDGs’ objectives of leaving no one behind while safeguarding advances for people, planet, prosperity, peace and prosperity. We recognize the SDGs’ opportunity to rethink how we want to co-exist in this world. However, we argue that recognizing absences, trade-offs and equity shortcomings are key prerequisites to attain genuine transformations for justice and sustainability through the SDGs.

**Keywords** Sustainable Development Goals · Equity · Decoloniality

## Introduction

The United Nations’ Sustainable Development Goals (UN SDGs), famously, are ‘integrated and indivisible and balance the three dimensions of sustainable development: the economic, social and environmental’ (UN 2015a, p. 1). With our study, we seek to investigate these claims of connectedness and equilibrium. We examine five SDGs: 8 – economic growth and decent work, 9 – industry and innovation, 12 – sustainable consumption and production, 13 – climate action, and 15 – life on land. We answer and expand Le Blanc’s call to analyse the SDGs as a system: we investigate these five SDGs as a system of connections and often unacknowledged trade-offs, i.e. detrimental effects of attaining one SDG on another (Alcamo et al. 2020), through a lens of epistemic and global equity. We construct a decolonial conceptual framework focusing on universality (Bhambra 2004; Connell 2007), absences (Hall 1992; Santos 2001) and modernity–coloniality (Maldonado-Torres 2016; Quijano

---

Handled by Mary Menton, University of Sussex, United Kingdom.

---

Andrea Jiménez Cisneros and Marina Requena-i-Mora have contributed equally to this work.

---

✉ Judith E. Krauss  
j.krauss@sheffield.ac.uk; Judith.e.krauss@gmail.com

Andrea Jiménez Cisneros  
a.jimenez@sheffield.ac.uk

Marina Requena-i-Mora  
marinarequena@gmail.com

<sup>1</sup> University of Sheffield, Western Bank, Sheffield S10 2TN, UK

<sup>2</sup> Universitat Jaume I, Castelló, Spain

2000) to trace their intellectual heritage, and identify what equity repercussions they entail. Consequently, our first research question is to what degree these SDGs' definitions of goals, targets and indicators demonstrate universality, absences and modernity–coloniality. The second, 'so what', question then highlights these dynamics' global-equity implications (Menton et al. 2020). Our original contribution is thus tracing the five SDGs' intellectual heritage and justice implications, which adds to and combines sustainable development and decoloniality literatures in novel ways.

This article is structured as follows. The following section outlines some background on the SDGs and discusses some key flaws in the five SDGs we aim to investigate. After we have outlined our conceptual footing in the decolonial literature and developed our research questions, we explain our methods. We then review the indicators, targets and goals based on UN Statistics metadata through a decolonial lens, and illustrate these dynamics' implications for global equity. We argue that the intellectual heritages identified call into question the attainment of the SDGs' wider objective of 'transforming our world' for more equity and genuine sustainability: in fact, it leads us to question whether the SDGs' sheer existence risks subverting substantive transformations.

## A decolonial lens: universality, absences, modernity–coloniality

Quijano (2000) coined the term coloniality of power, i.e. the notion that a specific way of understanding the world rooted in Western Europe was made globally hegemonic: this perspective privileges Western European understandings as the supreme and only ways of organizing the world, starting from capital and capitalism to dualist, heterogeneity-denying notions of civilization and race. As Quijano (1992) points out, through the coloniality of power, colonial domination has an epistemic dimension, as evidenced by the overwhelming dominance of scholarship from Global North contexts (Diptee 2014) and scholarship from non-dominant contexts and knowledges often facing varying degrees of exclusion (Moosavi 2020). This is because knowledge production is fundamentally imbricated in power (Noxolo 2017). Certain forms of knowledge were privileged through modern sciences (Santos et al. 2007), while leading to the discrimination of those whose knowledges and insights were considered as neither scientific nor relevant (Tuhiwai Smith 2012). Given that 'the Western understanding of the world is as important as it is *partial*' (Santos 2014, p. 164, emphasis added), we follow authors who argue that 'there is no global social justice without global cognitive justice' (Santos 2007, p. 63). Consequently, it is important to identify how the coloniality of power has shaped a key global governance framework, the Sustainable Development Goals. To

construct a decolonial lens for epistemic and global equity, we rely on three key elements: absences, modernity–coloniality and universality.

### Absences

As Hall (1992) explains, specific understandings not only construct a topic in a certain way, but also limit alternative ways to conceive of and interpret that idea. According to Santos (2001, 2014), what does not exist or what cannot be conceptualized, with the existing knowledge systems and tools, remains absent from our own understanding of the world, requiring processes of translation and manifestation to sharpen public consciousness: 'The sociology of absences invents or unveils whatever social and political conditions, experiments, initiatives, conceptions have been successfully suppressed by hegemonic forms of globalization; or, rather than suppressed, have not been allowed to exist, to become pronounceable as a need or an aspiration' (Santos 2001, p. 191). The sociology of absences extends Hall's insight on the importance of a topic's conceptualization limiting other understandings by emphasizing that absences, as we will identify in the SDGs in terms of connections not made and injustices not addressed, deserve equal attention.

### Modernity–coloniality

As Maldonado-Torres (2016) puts it, decoloniality is rooted in turning away from modernity–coloniality, an idea which was coined by Quijano (1992, 2007) and further developed, e.g., through a modernity–coloniality research programme (Escobar 2007; Mignolo 2006). Modernity and coloniality are viewed as two sides of the same coin, despite modernity promising salvation and coloniality imposing imperial oppression, as modernity's unfinished project carries coloniality on its shoulders (Mignolo 2006, p. 312). Consequently, certain structures of knowledge, power and governance continue Western modern-colonial imposition (Walsh 2018, p. 187). According to Grosfoguel (2011, p. 13), '[t]he same way as the European industrial revolution was achieved on the shoulders of the coerced forms of labor in the periphery, the new identities, rights, laws, and institutions of modernity such as nation-states, citizenship and democracy were formed in a process of colonial interaction with, and domination/exploitation of, non-Western people'.

### Universality

As Raewyn Connell (1997, 2007) argues, most of the classical texts, even though written from specific geographical locations, i.e. the metropole, claim to speak in universal terms – the texts' and the authors' locality must, in fact, remain tacit, as any explicit recognition would question the

texts' assumed universal applicability (2007). One example is Eurocentrism, '[...] an epistemic phenomenon that received its name from the territorial location of actors, languages, and institutions that managed to project as universal their own world sense and worldviews' (Mignolo 2018, p. 194). According to Connell (2007), this claim of universality goes hand in hand with an overemphasis on problems arising in metropolitan theoretical literature, an exclusion of non-metropolitan authors and the erasure of colonial experiences. In Mbembe's words, colonialism is portrayed '[...] as a normal form of social relations between human beings rather than a system of exploitation and oppression' (2016, p. 32).

The patterns of domination enacted through universality and modernity–coloniality become manifest for instance in the modernization–theory argument that poorer regions could make progress by imitating strategies applied in Western industrialized countries (Makki 2015). Modernization theory, based on, e.g., Rostow (1960), proposed a push for a specific brand of economic development, suggesting that economies' evolution from agrarian to industrial and then to post-industrial would equate to societal progress. In Bhambra's (2004) words, the particular experience of Western modernization was thus transformed into a global frame for all, with all differences from the norm understood as a failure of transition. Countries which are industrialized and modern continue to be seen as more 'developed' and vice versa (Hickel 2019), with the 'Third World' seen as backward and in need of being modernized to conform to the universally beneficial, Western social, cultural, environmental and structural forms (Grosfoguel 2000; Makki 2015). With Western capitalist nations presented as the pinnacle of economic and social accomplishment, the dispossession they have inflicted along the way is erased (Larrabure 2017), while neglecting to engage with the finite availability of natural resources—arguably, this is an example of absences as explained above.

Modernization theory and cognate universalist ideas rooted in modernity–coloniality are present across diverse economy–ecology relations. Mobilizing resources to improve human wellbeing, especially for those who are disadvantaged, is vital, but only if absolute biophysical limits are not violated (Fischer-Kowalski 2019; Hickel 2020; Lim et al. 2018; Rockström et al. 2009). Nevertheless, this disregard for biophysical limits is part of an imperial way of life that elevates infinite economic growth to a shared, hegemonic ideal that may be dressed up in the language of (catch-up) 'development' in the Global South (Lang and Hoetmer 2018). This mode of living, practised generally by the globally wealthiest quintile, generates severe socio-ecological consequences elsewhere, i.e. an ecological debt or socio-ecological subsidy (Martinez-Alier 2002a; Requena and Brockington 2021; Rice 2009). Presenting this lifestyle as universally desirable is premised on ignoring these debts,

and neglecting that environmental degradation is likely to affect non-industrialized countries, and more vulnerable populations within them, disproportionately (IPCC 2018). Similarly, there are abiding colonial understandings shaping conservation (Adams and Mulligan 2003; Martinez-Alier 2002a, b; Menton et al. 2020) such as the cult of wilderness. Focusing on beautiful landscapes and threatened species, this understanding loves the environment as pristine nature. However, it also involves setting humans apart from nature without questioning who benefits or what knowledges these boundaries are based on, often to the detriment of the vulnerable (Martinez-Alier 2002b). In all these instances, universal paradigms shaped in modernity–coloniality govern relations irrespective of their socio-ecological consequences for the disadvantaged, hampering both equity and genuinely sustainable human living.

In summary, our manuscript builds a decolonial lens with three main elements: an attention to absences, the abiding impositions of modernity–coloniality, and the supposed universal applicability of one specific set of priorities and understandings. Our original contribution is retracing in the detail of five SDGs targets and indicators how these very specific worldviews rooted in absences and modernity–coloniality are promoted as universally applicable, yet in fact codify inequity (Bhambra 2004; Madianou 2019; Quijano 2000). In essence, we argue that the SDGs, despite their holistic and integrative language, are embedded in and perpetuate problematic structures through the definitions and delineations enshrined in their goals, targets and indicators. After introducing the SDGs and our specific research questions in the next section, we explain our methods.

## Premise and promise of the SDGs

### The evolution of goals, targets and indicators

The 17 SDGs were passed by the United Nations in 2015 in the resolution 'Transforming our world—the 2030 Agenda for Sustainable Development' to promote people, planet, prosperity, peace and partnerships (UN 2015a). The initial impetus for drafting the Sustainable Development Goals came from Paula Caballero Gómez from Colombia's Ministry of Foreign Affairs (Chasek and Wagner 2016). Since the Millennium Development Goals were driven by a small group of rich countries (Sen and Mukherjee 2014), the 'The Future We Want' Rio+20 document resolved 'to establish an inclusive and transparent intergovernmental process on sustainable development goals that is open to all stakeholders' (UN 2012, para 248). An Open Working Group was established to draft goals and targets (Breuer et al. 2019; Le Blanc 2015). This inclusive, consultative process aimed to chart a new path in both content and language as, in the words of the

Open Working Group's co-chair Csaba Kőrösi<sup>1</sup>: 'How can you construct a vision of the future from previously agreed language?' (quoted in Chasek and Wagner 2016, p. 409).

To measure 17 SDGs and 169 targets, the Inter-agency and Expert Group on SDG Indicators (IAEG-SDGs) was established by the UN Statistical Commission in 2015 to identify suitable indicators (Lucci and Lally 2016; Rickels et al. 2016). Defining SDG indicators is a vital step in measuring transitions towards sustainability: the SDGs' indicators form the basis of both the high-level political forum's regular reviews and countries' voluntary national reviews (e.g. Ordaz 2019; UN 2018a, UN 2019a). Reviewed in what was billed as an inclusive consultation process involving public sector, civil society, academia and private sector, the initial 300 proposed indicators resulted in ca. 230 SDG indicators being presented in 2016 (Rickels et al. 2016).<sup>2</sup> As of December 2019, there are 232 indicators, though some are used under several targets (UN 2019b). Hák et al. (2016) observe that the SDG indicators' conceptual framework has underlying weaknesses in terms of theorizing carefully what is measured and how to measure it. Consequently, we answer their and Hák et al.'s (2007) call for more conceptual discussion: we investigate the definitions and delineations in our five SDGs, their targets and indicators through the above-constructed decolonial lens of epistemic and global equity.

### Investigating the SDGs through a decolonial lens: modernity, universality, absences and equity

Firstly, it is important to investigate to what extent these SDGs reproduce modernity–coloniality, universality and absences. Sen and Mukherjee (2014) had called for the post-2015 development agenda to move beyond the Millennium Development Goals-inspired issue silos by centring people's needs. Many question whether the SDGs attained this shift given Nilsson and Costanza's (2015) observation of continuing silos in the SDGs, with Salleh diagnosing this silo thinking as being rooted in abiding humanity/nature dualisms imposed globally through capitalism and the Eurocentric cultural domination it spreads (2016). This silo thinking, i.e. the lack of attention to crucial socio-ecological connections, could be understood as an absence (Santos 2001, 2014). Equally, the SDGs have been alleged to reproduce dominant understandings of economy and ecology (Salleh 2016; Hope 2020; Weber 2017). It has been argued that the SDGs, neglecting environmental and ecosystem concerns (Reid et al. 2017), continue current infinite-growth-fixated interpretations of sustainable development without regard

for planetary limits and ecological integrity (Eisenmenger et al. 2020; Hickel 2019, 2020; Lim et al. 2018) nor global equity (Gupta and Vegelin 2016; Menton et al. 2020). We will investigate in our empirics to what extent these questions about absences, universal notions and paradigms rooted in modernity–coloniality are present in the detail of our five SDGs.

Secondly, we will investigate the equity implications of these dynamics in goals, targets and indicators. The SDGs risk perpetuating long-standing, problematic myths about poverty being the cause of environmental degradation in the Global South (Broad and Cavanagh 1993; Dunlap and York 2008). These have been repeated up to and including the Brundtland Report, which forms the basis of the sustainable development agenda (Guha and Martinez-Alier 1997). Relatedly, the SDGs embody a double-bind structure (Bateson 1988) in which two contradictory commands are imposed concurrently: 'Live as if the environment does not matter because, otherwise, you are threatened by poverty and unemployment' and 'Protect nature because, otherwise, you are threatened by catastrophe and extinction' (García and Cabrejas 1996, p. 78). Brand and Wissen (2012, 2017) coin the idea of an imperial mode of living, predicated on infinite growth and mass consumption for a privileged minority. Explicitly focused on the wealthy, this idea of an imperial mode of living criticizes the socio-ecological consequences which this approach entails globally and locally for the most vulnerable by, in Illich's words, the rich making murderous demands on the resources of the poor (1973). The socio-ecological consequences caused elsewhere of this wealthy lifestyle are problematic from a viewpoint of right relations, i.e. living up to one's responsibility in all relationships with other humans or the environment (Gram-Hanssen et al. 2021). In our empirics, we will thus investigate the equity implications of these five SDGs, between rich countries and the rest of the world, and locally for the disadvantaged.

### Materials and methods

We focus on five goals:

- SDG 8: '[p]romote sustained, inclusive and sustainable economic growth, full and productive employment and decent work for all' (UN 2019b, p. 8),
- SDG 9: '[b]uild resilient infrastructure, promote inclusive and sustainable industrialization and foster innovation' (UN 2019b, p. 9),
- SDG 12: '[e]nsure sustainable consumption and production patterns' (UN 2019b, p. 12),
- SDG 13: '[t]ake urgent action to combat climate change and its impacts' (UN 2019b, p. 14),

<sup>1</sup> Former permanent representative of Hungary to the UN.

<sup>2</sup> Alternative indicators considered by IAEG-SDGs predominantly stemmed from international entities and UN agencies (UN, 2015a).



- SDG 15: ‘[p]rotect, restore and promote sustainable use of terrestrial ecosystems, sustainably manage forests, combat desertification, and halt and reverse land degradation and halt biodiversity loss’ (UN 2019b, p. 16).

We acknowledge that our analysis, by focusing on 5 out of 17 goals, does not cover the full picture, but invite further research to analyze those not covered here given limited space and the objective of in-depth analysis. There are three main reasons for selecting these five goals. Firstly, SDGs 8, 9, 12, 13 and 15 scored highly in terms of trade-offs across SDGs in Pradhan et al.’s analysis (2017) of time-series data provided by the UN Statistics Division between 1983 and 2016 on 230 SDG indicators. Secondly, these goals are at the forefront of the world’s recent emphasis on gross domestic product (GDP) growth and its consequences for the environment (Costanza et al. 2016; Sen et al. 2010), and the risks which environmental degradation entails particularly for more vulnerable populations (IPCC 2018). Finally, there has been a historical tendency of economic–ecological foci to rely heavily on constructs and biases determined by the Global North (Duffy et al. 2019; Salleh 2016; Weber 2017). We equally acknowledge that our focus on goals with high trade-off scores shapes our findings. However, given the SDGs’ claims of being indivisible, identifying these tensions is arguably all the more important.

Modelling our network analysis broadly on Le Blanc’s (2015) SDG study, our first step was mapping the degree to which goals 8, 9, 12, 13 and 15, as of 1 February 2020, acknowledge connections between and beyond themselves (UN Stats 2020).<sup>3</sup> We analysed the metadata on each indicator provided by the monitoring custodian organizations via the UN Statistical Division, focusing on the specified related indicators at the end of each metadata sheet.<sup>4,5</sup> Every ‘related indicator’ was counted as an official connection recognized by the UN. We collated this into a database and used Gephi 0.9.2 (Chen 2015; Cherven 2015) to create a network. Analyzing recognized connections was a precursor to identifying absences. To find unacknowledged connections, we consulted SDG metastudies conducted by ISCU/

ISSC (2015), Nilsson et al. (2016), Pradhan et al. (2017), Lim et al. (2018), Kroll et al. (2019), Lusseau and Mancini (2019), Barbier and Burgess (2019), Alcamo et al. (2020) and Scharlemann et al. (2020), as well as e.g. Hickel (2019), Menton et al. (2020), Weber (2017), and Weber and Weber (2020) on specific SDGs. These five SDGs, their targets and indicators were reviewed through our above-explained decolonial lens.

In reviewing our findings in terms of equity, we grouped countries into Global North and Global South on the basis of the categorizations by the Finance Centre for South-South Cooperation (2015) and standard country area codes for statistical use.<sup>6</sup> We compared and made correlations between different indicators from our selected SDGs with two key environmental indicators: CO<sub>2</sub> emissions per capita and material footprint per capita (Hickel 2020) in light of a finite planet and climate change’s disproportionate impact on vulnerable populations (Figs. 2–5). We render both indicators in consumption-based terms: this means they account for international trade by adding the emissions and materials embodied in imports, including the upstream emissions and resources involved in producing and shipping imported goods, while subtracting those of exports (Wiedmann et al. 2015). This allows us to account for the fact that, in an era of globalization, high-income countries have shifted much of the extraction and production side of their consumption abroad, effectively outsourcing their ecological impact (Hickel 2020). For material footprint, Bringezu (2015) uses a planetary boundary of 50 billion tonnes per year (which human consumption currently exceeds by 82%); Hickel (2020) converts this into a per-capita level of 6.7 t per year.<sup>7</sup> For CO<sub>2</sub> emissions, we used the planetary boundary calculated by Hickel (2020) based on IPCC’s 2018 report, i.e. 1.7 t per person per year until 2100.<sup>8</sup>

<sup>3</sup> We acknowledge that, in UN Statistics metadata, some of the same indicators are affiliated with multiple, yet different, targets, for example: 8.4.1 and 12.2.1; 8.4.2 and 12.2.2; 15.a.1 and 15.b.1; 15.7.1 and 15.c.1; 1.5.1, 11.5.1, and 13.1.3; 1.5.3, 11.b.2, and 13.1.1.

<sup>4</sup> In the ‘related indicators’ sections, some of the references were not to indicators, but targets (e.g. 2.3 rather than 2.3.1). Where the target indicator had only one indicator, we rectified it (i.e. 15.2.1 instead of 15.2); where multiple indicators may be the ‘related’ ones (e.g. 15.1.1 or 15.1.2 for 15.1), we counted the target as stated.

<sup>5</sup> The connections are directed, i.e. they start from indicator A and are directed towards indicator B. These connections are not usually reciprocated by the other indicator. Zoomable file available on request.

<sup>6</sup> For determining which countries are from the Global South, we used the list of countries included in the Global South Countries in the Finance Centre for South-South Cooperation – an official institution related to the UN. However, we found in some UN reports (see for instance UN 2018b) that Global South countries have been used as a synonym for developing countries – in other words, countries catalogued as developing in the standard country or area codes for statistical use (known as M49). The list of developing countries included in M49 contains seven more countries than the list included in the Finance Centre for South-South Cooperation. These countries are: Armenia, Azerbaijan, Hong Kong, Kyrgyzstan, Mexico, Palau and Uzbekistan.

<sup>7</sup> Both carbon emissions and material footprint are divided by 7.509 billion people, as of 2017 (Hickel 2020).

<sup>8</sup> Hickel (2020) estimates what the remaining carbon budget for the century was in 2015 if we are to have a 67% chance of staying between 1.5 °C and 2 °C, averages the two budgets for 2018, subtracts emissions since 2015 and divides by the remaining years of the century.

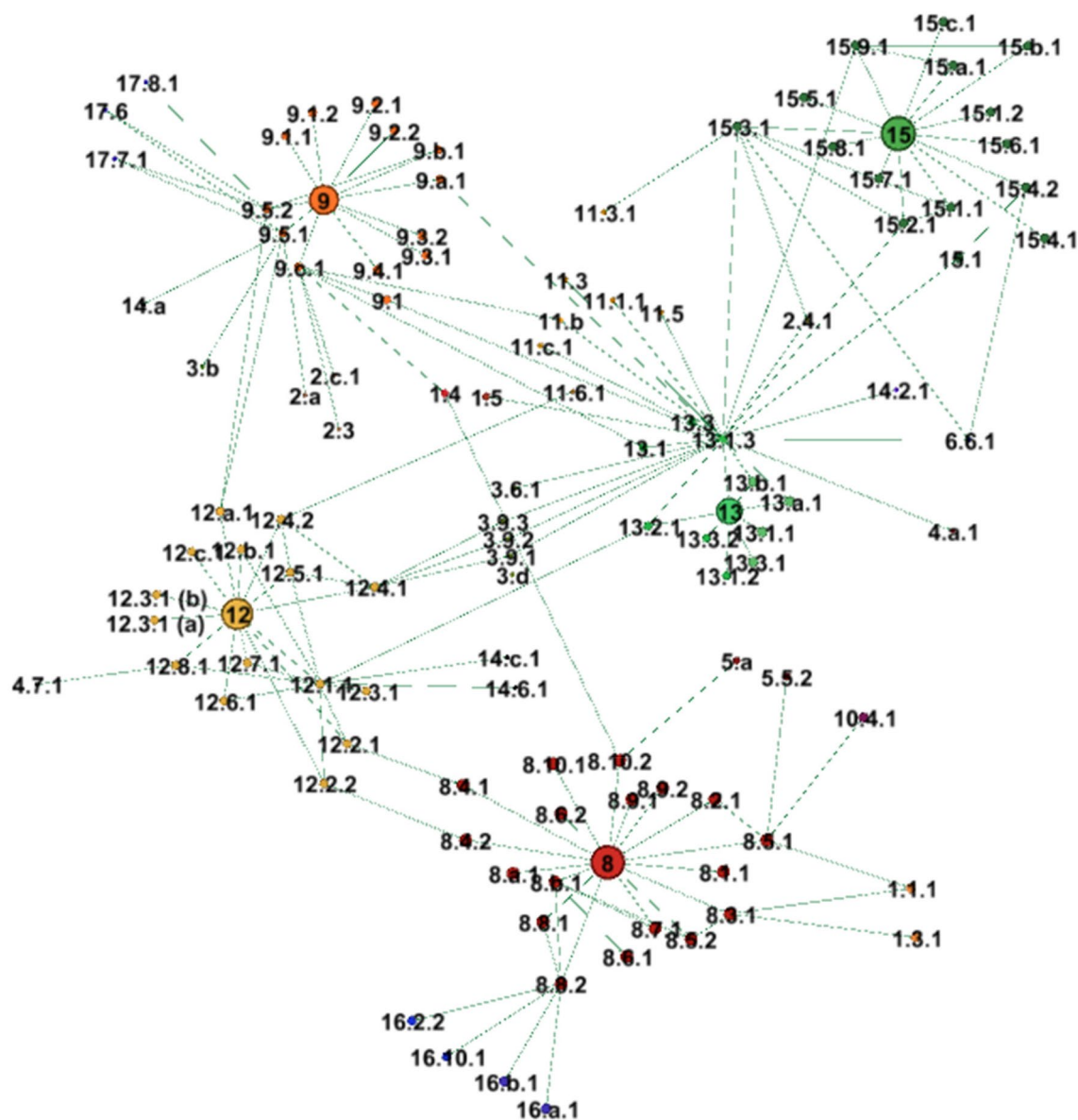


Fig. 1 Connections of SDGs 8, 9, 12, 13 and 15 (goals, targets, indicators). Source: Authors, based on UN (2019b)

## SDGs 8, 9, 12, 13 and 15: decoloniality and equity

### Overview: connections in SDGs 8, 9, 12, 13, 15

The below graph (Fig. 1) shows SDGs 8, 9, 12, 13 and 15 all as slightly larger nodes compared with their indicators, which are immediately clustered around them.<sup>9</sup> The

<sup>9</sup> Though the UN statistics division/the reporting bodies responsible do not indicate connections between indicators and their affiliated goals (e.g. 8.1.1 and SDG 8), we have added in connections between each goal and the indicators with which they are affiliated for the sake of clarity.

network depicts all connections, i.e. acknowledgements in UN metadata of an indicator being related to another indicator, between our five goals and to other goals and indicators.

It is apparent (Fig. 1) that acknowledged connections are fairly limited. This first impression is confirmed by in-depth analysis (Appendix 1, Appendix 2). Across the 65 indicators investigated, only 93 connections are acknowledged, i.e. under 1.5 connections per indicator on average. However, this average is skewed firstly by one indicator stating 24 connections, 13.1.3 (local government action on climate change). Secondly, as of 1 February 2020, there are numerous indicators that continue not to have UN metadata (11). Indicators without metadata often are also Tier III indicators

(no data nor methodology), which are especially frequent in SDGs 12 and 13. Moreover, there are 33 indicators, i.e. half the sample, which have no acknowledged connections at all, particularly prevalent in SDGs 8 on growth (9), 9 industry (9) and 15 on life on land (10) (see [Appendix 3](#) for more details on existing and absent connections). While we are not assuming that a greater number of officially recognized connections would automatically equate to progress, we highlight, in line with Hall (1992), that framing issues such as economic growth and natural resources as unconnected has consequences, especially in a globally applicable indicator framework aiming to ‘transform our world’. With Santos (2001, 2014), the absence of recognized connections between inherently linked issues risks missing important trade-offs, to the detriment of attaining the SDGs’ objectives as we detail further below. Equally, this lack of acknowledged connections perpetuates the risks inherent in SDG implementation currently being focused on single goals (Alcamo et al. 2020).

### Absences

We will first show in the detail of our five SDGs to what extent unacknowledged absences support Gupta and Vegelein’s (2016) suggestion of abiding silo thinking in the SDGs. Target 9.1<sup>10</sup> is committed to developing resilient, sustainable infrastructure for economic development and human wellbeing with an emphasis on equitable, affordable access. However, it does not link to SDG 8, 12, 13 or 15, despite mentioning economic development, sustainable infrastructure and wellbeing; it thus ignores the extractive mechanisms required to produce infrastructure and its long-term relevance for resource consumption. Its two indicators measure firstly the proportion of a population living within 2 km of an all-season road (9.1.1), and passenger and freight volumes by mode of transport (9.1.2). The indicators thus appear to suggest that living within 2 km of an all-season road as well as high trade volumes equates to equitable access to sustainable, resilient infrastructure while safeguarding economic development and human wellbeing. While the target would be difficult to measure with any single indicator, the ones chosen seem reductive, with the absence of connections reducing the likelihood of attaining genuinely sustainable infrastructure.

A second key absence are links to ecological integrity and absolute biophysical boundaries (Eisenmenger et al. 2020; Spangenberg 2017). 8.4.1, material footprint, as an

indicator is identical to 12.2.1, while 8.4.2, domestic material consumption, is the same for 12.2.2, always analysing by country, per capita and per unit of GDP. The two, which represent both consumption and production (UNEP 2017, 2018), break levels of resources consumed down to relative levels rather than measuring them against absolute planetary boundaries (Hickel 2019). Secondly, while 8.4<sup>11</sup> acknowledges implicitly the role of economic growth in driving environmental degradation by highlighting the need for relative decoupling,<sup>12</sup> it does not quantify nor measure necessary decoupling, never mind the ca. 7% of annual decoupling required within a hard cap of material footprint (Hickel 2019). It equally does not quantify how industrialized countries, according to the target, are to take the lead on increasing efficiency. Connections to SDG 9, industry and innovation, SDG 13, climate action, and SDG 15, life on land, are absent also from SDG 12 on sustainable consumption and production. Equally, SDG 15 does not connect to climate action, SDG 13, although the prior consultation process on SDG 15 indicators had produced suggestions to include ‘net forest emissions’ or a ‘carbon stock in woody biomass’ indicator (UN 2015b).

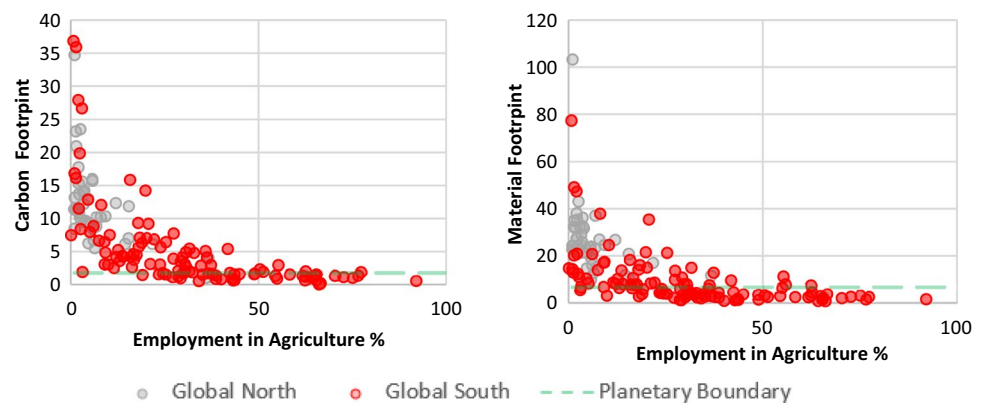
Maybe most questionably, there is no commitment in SDG 13, or indeed any SDGs investigated here as of 1 February 2020, to limiting overall carbon emissions (Menton et al. 2020). As Lecocq (2015) welcomes, SDG 13 acknowledges that the UN Framework Convention on Climate Change (UNFCCC) is the primary forum for negotiating global responses to climate change. However, as firm action on cutting carbon emissions has made slow progress under UNFCCC, this raises questions whether a carbon commitment in the SDGs would not be essential (Hickel 2019), especially by the Global North, e.g. to Hickel’s (2020) planetary boundary of 1.7 t per person per year, or O’Neill et al.’s (2018) 1.6 t per capita based on the Paris Agreement. Given the significant carbon repercussions of SDGs 8, 9 and 12, this seems like a key absence.

<sup>10</sup> 9.1: ‘Develop quality, reliable, sustainable and resilient infrastructure, including regional and transborder infrastructure, to support economic development and human well-being, with a focus on affordable and equitable access for all’ (UN 2019b, p. 9).

<sup>11</sup> 8.4: ‘[i]mprove progressively, through 2030, global resource efficiency in consumption and production and endeavour to decouple economic growth from environmental degradation ... with developed countries taking the lead’ (UN 2019b: 8).

<sup>12</sup> As Jackson and Victor (2019) claim, decoupling refers to a situation when ‘Economic output becomes progressively less dependent on material throughput. In this way, it is hoped, the economy can continue to grow without breaching ecological limits’ (Jackson and Victor 2019, p. 67). However, it is necessary to distinguish between relative and absolute decoupling. Relative decoupling refers to a decline in the ecological intensity per unit of economic output. In this situation, resource impacts decline relative to the GDP. But they do not necessarily decline in absolute terms. Impacts may still increase, but at a slower pace than growth in GDP. The situation in which resource impacts decline in absolute terms is called absolute decoupling.

**Fig. 2** Relationship between material and carbon footprints per capita (2017) and the percentage of people employed in agriculture (2019). Source: Own figure based on EORA-MRIO (2016), United Nations Environment Programme (UNEP) (2020), World Bank (2020b), and Human Development Data (UNDP 2020)



In terms of equity implications, SDG 15 has no connections to SDG 1, no poverty, SDG 8, SDG 10 on reducing inequalities, SDG 12, or SDG 13. This is particularly surprising as protected areas, on which SDG 15 relies e.g. in 15.1, 15.2 and 15.4, in their strict varieties can entail significant social and economic repercussions for local residents (Brockington and Wilkie 2015). While the mainstream, monetary-based and indicator-focused understanding of poverty is problematic in itself (Lang and Hoetmer 2018), not acknowledging any link between conservation and livelihoods is arguably worse. Perpetuating protected areas while failing to link to livelihoods cements a notion of nature conservation which often shuts out residents, recalling North American conceptualizations of national parks and constructs of colonial conservation (Brockington et al. 2008). SDG 15, both in content and indicators, thus places the focus on limiting local communities' resource use through protected areas, rather than privileged visitors'. Moreover, the lack of acknowledgement of the role of indigenous, local and traditional knowledges in using and managing biodiversity, which was referenced in Aichi Biodiversity Target 11, but not SDG 15 (Baptiste and Martín-López 2015), is also a significant absence in terms of valuing non-dominant voices (Krauss 2022).

Overall, these lacking connections thus reproduce what Santos would call absences (2001, 2014). The lacking connections to climate action and life on land are particularly problematic as social and economic progress 2000–2016 has come at the expense of environmental SDG indicators (Barbier and Burgess 2019): the absence of connections in the official indicators thus questions to what degree these interrelations would be monitored under the SDG framework.

### Modernity–coloniality in the SDGs

The SDGs' definitions of technology and innovation are one example of understandings rooted in modernity–coloniality.

As Tukker (2015) contests for SDG 9,<sup>13</sup> sustainable infrastructure, a crucial tenet of the goal, remains undefined. What implicit or explicit definitions there are advocate particular understandings of technology, innovation or sustainable development. In 9.2,<sup>14</sup> industrialization is still seen as crucial, as countries should 'significantly raise industry's share of employment and gross domestic product' (UN 2019b, p. 9, cf. also Esquivel 2016). This is premised on the modernization-theory assumption that industrialization and economic growth are necessary for achieving development (Hickel 2019). However, data show (cf. Fig. 2 below) that, once a country reduces their percentage of people employed in agriculture and the economy grows by becoming more industrialized, both their material and carbon footprints increase ( $r = -0.59$ ,  $p = 0.00$ ). A similar picture emerges when analyzing another indicator for 9.2, manufacturing value added per capita. Countries which perform well at target 9.2 – mostly from the Global North – still demonstrate resource-intensive footprints ( $r = 0.58$ ,  $p = 0.000$ ; Figs. 2 and 3). The juxtaposition of agricultural employment and manufacturing value added per capita with material and carbon footprints, respectively (Figs. 2 and 3), thus shows that what is being measured by SDG 9 does not advance genuinely more sustainable resource use.<sup>15</sup> SDG 9 is thus not only rooted in modernity–coloniality, but privileges Global Northern (grey bubbles) countries. Global South countries (red bubbles) with higher percentages of employment in

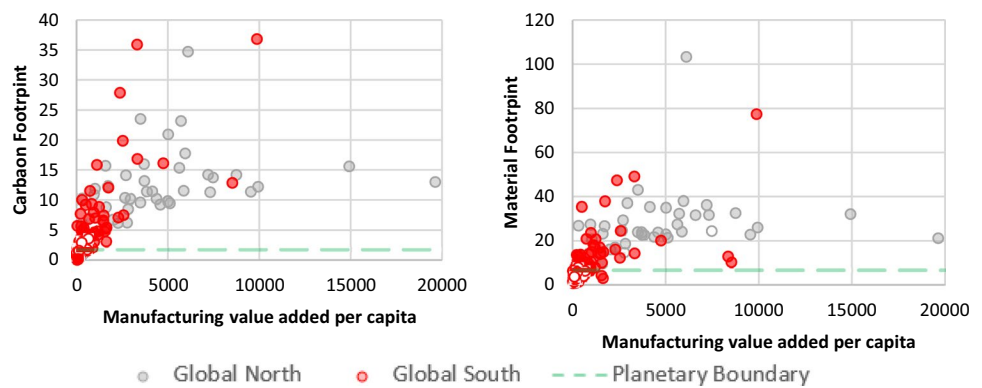
<sup>13</sup> 9: 'Build resilient infrastructure, promote inclusive and sustainable industrialization and foster innovation' (UN 2019b, p. 9).

<sup>14</sup> 9.2: 'Promote inclusive and sustainable industrialization and, by 2030, significantly raise industry's share of employment and gross domestic product, in line with national circumstances, and double its share in least developed countries' (UN 2019b, p. 9).

<sup>15</sup> We have also explored other contradictions between indicators targeting SDG9 and the analysed footprints. In this sense we have found that countries that have a high expenditure in research and development and a high proportion of medium and high-tech industry value added – mostly countries from the Global North – have also a high material and carbon footprint per capita.



**Fig. 3** Relationship between material and footprint per capita (2017) and manufacturing value added (2016, constant US dollars 2010). Source: Own figure based on EORA-MRIO (2016), United Nations Environment Programme (UNEP) (2020), and World Bank (2020b)



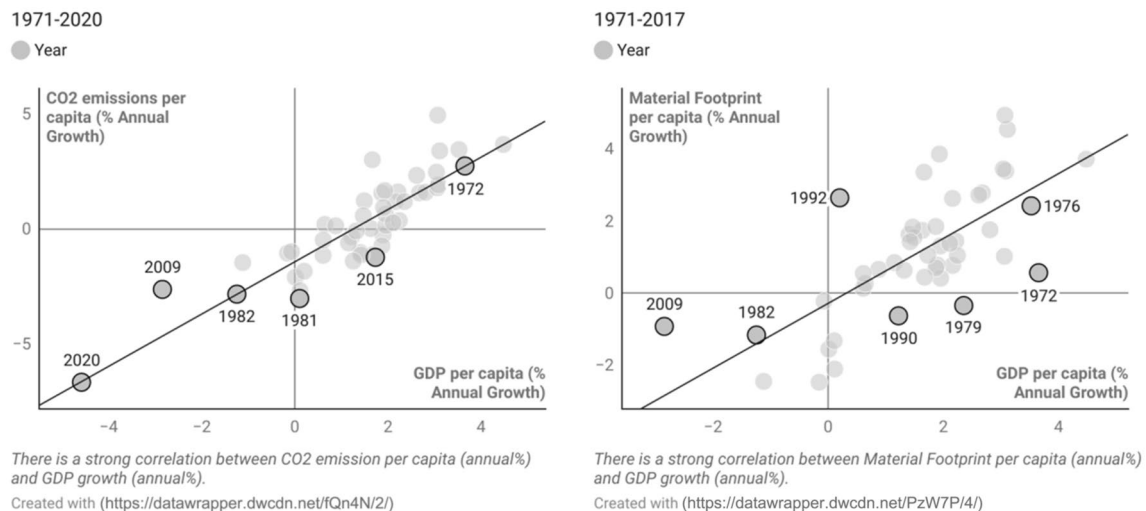
agriculture or low manufacturing value added would be seen as performing poorly on SDG 9 indicators, yet are generally the ones who have lower material and carbon footprints.

In equity terms, modernity–coloniality produces further issues. To measure Target 9.4 on retrofitting infrastructure for sustainability, indicator 9.4.1 is using CO<sub>2</sub> emissions divided by unit of value added, i.e. GDP on a global scale. Firstly, overall CO<sub>2</sub> emissions have not been used by SDG 13 as an indicator as of February 2020, meaning that the SDG indicator framework does not facilitate the juxtapositions with carbon footprint which we showed above. Here, carbon emissions from fuel combustion and manufacturing are used to measure relative decoupling of carbon emissions from GDP. However, carbon efficiency does not account for absolute numbers: countries performing well at carbon intensity show high CO<sub>2</sub> emissions per capita. Dividing material footprint or domestic material consumption by GDP, as is also done by indicators 12.2.1, 12.2.2, 8.4.1 and 8.4.2., promotes a false perception that wealthier countries are doing more for the environment (Requena and Brockington 2021). As Martinez-Alier (2004) has pointed out, if the material intensity or carbon intensity of the economy decreases, ‘this may appear to be a good sign, and is in fact better than the contrary. GDP is of little relevance to the environment, if we may put it that way, and what matters is the absolute measure’ (2004, p. 25–26). Lastly, this does not correct that production-based analyses of CO<sub>2</sub> attribute rich consumers’ carbon emissions to citizens in poorer countries to which production has been relocated (Jackson and Victor 2019). The difference between production-based and consumption-based emissions has been labelled as accumulation by displaced emissions (Isenhour and Feng 2014), given that they allow for the reproduction of affluence in one context while attributing the mitigation responsibility to another. Consumption and territory-based methods of accounting and the division by GDP thus all downplay the Global North’s responsibility for reducing environmental damage, raising significant questions of equity.

This question of who is seen as needing to make changes recurs throughout the SDGs studied, with further

problematic equity implications. There is no mention of distribution of responsibility or resources in SDG 12, only one implicit reference: 12.a.1 discusses the support provided to developing countries on sustainable production and consumption technologies (12.a.1), a Tier III indicator without data and methodology. Although 9.1, 9.2, 9.4 and 9.a include words like sustainable or ‘environmentally sound technologies’, the indicators do not make any reference to equity or planetary boundaries. Instead, they measure for 9.a.1 total overseas development assistance for infrastructure, 9.b.1 proportion of medium- and high-tech industries in value added, and access to mobile networks. This perpetuates a system in which developing countries are to follow a modernization-theory trajectory.

Fundamentally, there is an abiding, specific understanding of innovation and technology as prerequisites for sustainable development, reliant on innovation to solve resource overuse (Lorek and Spangenberg 2014). The assumption relies on a type of environmentalism, the gospel of eco-efficiency (Anguelovski and Martinez-Alier 2014), which suggests that the material economy can grow without plundering natural resources. This logic argues that technical improvements and substitutions allow absolute decoupling to take place, despite all historical evidence to the contrary (Fletcher and Rammelt 2017; Parrique et al. 2019). Innovation and infrastructure are understood as a technological, patentable or financial question ‘because that is the only kind of innovation upon which a business model can be based’ (de Saille and Medvecky 2016, p. 12). Crucially, these indicators suggest an understanding of technology, infrastructure and sustainability which is firmly rooted in modernity–coloniality (Jiménez and Roberts 2019). This is not to suggest in any way that technology and science do not come from other traditions; however, it is to emphasize that there is a particular understanding of science and technology being advanced by the SDGs.



**Fig. 4** Relationships between GDP rate of growth per capita, material footprint annual growth per capita (1971–2017) and CO<sub>2</sub> emissions annual growth per capita (1961–2014), all of them being stationary variables. Using non-stationary time series data produces unreliable and spurious results and leads to poor understanding. The main problem is due to GDP per capita and also both footprints per capita being auto-correlated. Auto-correlation refers to the degree of

correlation between the values of the same variables across different observations in the data. That is why we have use growth rates of all the included variables. According to the Dicky–Fuller test, the growth rate of GDP and the growth rates of the footprint are stationary variables. Source: Own figure based on United Nations Environment Programme (UNEP) (2020) and World Bank (2020b)

## Universality in the SDGs

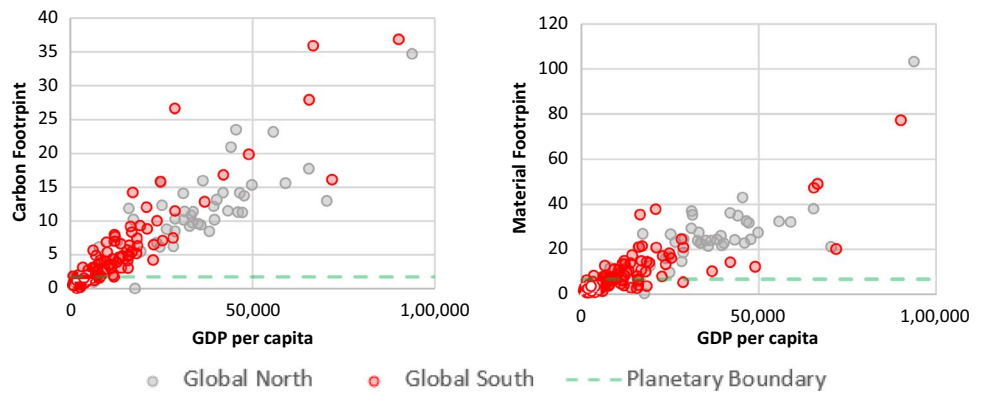
A universal assumption of GDP growth being desirable is visible, e.g., in SDG 8. For the enumerated outcome targets 8.1–8.10, there are seven Tier I indicators, i.e. for which both data and methodology are available. Of them, two refer to GDP growth: GDP percentage growth (8.1.1) and GDP growth per employed person (8.2.1); two others are about access to banks (8.10.1, 8.10.2); two are about unemployment (8.5.2, 8.6.1); and another covers domestic material consumption and material footprint, which are divided by GDP (8.4.2) and by population (8.4.1.). Moreover, targets and indicators particularly among means of implementation targets (e.g. 8.a, 9.c, 15.a, 15.b) actively rely on growth, in terms of resource consumption or funding. However, time-series data at a global level show a positive and significant correlation between GDP annual growth and material footprint annual growth ( $r=0.72$ ;  $p=0.00$ ) as well as CO<sub>2</sub> emissions annual growth ( $r=0.87$ ,  $p=0.000$ ) (Brockington et al. 2020) (Fig. 4). Figure 4 shows that the annual change in CO<sub>2</sub> emissions closely follows the annual change in GDP: the recessions of the mid-1970s and the early 1980s caused major declines in worldwide emissions and the use of materials, with the Great Recession (2009) and coronavirus crisis (2020) also affecting carbon emissions.

Empirically, there are thus strong indications that 8.1 (annual growth rate of GDP per capita) violates the environmental sustainability objectives of the SDGs (Hickel 2019). However, the 8.1.1 indicator of real GDP growth per

capita, in contrast to the target's reference to 'national circumstance', does not differentiate between different countries or income levels in terms of who can grow how much, nor does it commit any rich countries to stricter decarbonizing or decoupling targets, neither in relatives nor absolutes. Although there is some attempt in the target to suggest that growth is needed more in least-developed countries, the indicator does not operationalize that distinction, nor does it account for the socio-ecological consequences of growth. Moreover, this universalist definition of economic betterment as GDP growth precludes other ways of imagining prosperity through de-growth or stasis (Brockington et al. 2020). Consequently, the current conceptualization of growth in the SDGs favors privileged populations and their resource-intensive lifestyles, while adding to the question of whether sustainable development is an oxymoron (Latouche 2008) given the socio-ecological consequences of universalizing privileged lifestyles.

Although Fig. 5, which is based on Hickel's (2019) per-capita planetary boundary, demonstrates that upper-middle-income and high-income countries acutely need to reduce their material footprint, indicator 8.4.1 creates no such urgency given its lacking focus on absolute levels and who is consuming these resources. Whereas SDG 8.4 (see above for precise wording) recognizes industrialized countries' outstanding responsibility, the indicator's framing does not support such analysis, never mind mandate. Secondly, although SDG 8 and SDG 12 use domestic material consumption as an indicator, the scope of domestic material

**Fig. 5** Relationships between GDP per capita (2017) and material footprint per capita and carbon footprint per capita (2018, constant 2011 PPP). Source: Own figure based on United Nations Environment Programme (UNEP) (2020), World Bank (2020b) and EORA-MRIO (2016)



consumption is limited to the materials directly used by any national economy, and does not include upstream raw materials.<sup>16</sup> In a globalized economy, where rich countries have outsourced much of their production to poorer countries, this side of material consumption has been shifted off their balance sheets (Hickel and Kallis 2019). Despite the evidence shown in Figs. 4 and 5, neither SDG 8 nor SDG 12 operationalize this link between economic growth and environmental degradation, nor make connections to, e.g., SDG 13 or SDG 15 or planetary boundaries.

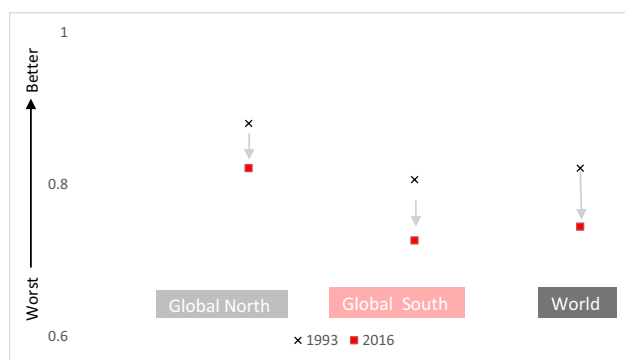
Universalist ideas equally inform the two environmental SDGs investigated: climate action and life on land. In SDG 13, while one could assume that the omnipresence of Tier II (2) and Tier III (5) indicators suggests an attempt to be radical, the opposite seems to be the case. Process indicators rather than outcome indicators are prevalent, with five indicators counting the number of national or local governments with documents including disaster preparedness plans (13.1.2, 13.2.1, 13.3.1, 13.4.1, 13.1.3). Among them, the only Tier I, i.e. currently measurable, indicator is 13.1.2, on national disaster strategies. This means that progress on climate change is measured in SDG 13 by how many countries have specific documents in place that correspond with generally capitalist, Eurocentric ideas about climate change focusing on technology and finance (Salleh 2016). In terms of equity, neither SDG 13 nor its indicators make explicit that low-income countries and their populations are particularly at risk (Kroll et al. 2019) because many intersecting vulnerabilities will be magnified because of climate change. This will affect non-industrialized countries disproportionately relative to their historical carbon emissions (IPCC 2018). This lack of awareness of privileged lifestyles' socio-ecological consequences suggests again that, in keeping with

the double bind, a nature-protection message is inevitably frustrated by the supposed superior necessity of continuing economic development (Requena and Moreno 2018; Rodríguez Victoriano 2002).

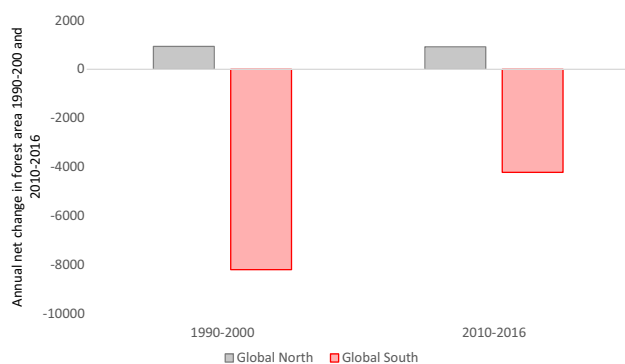
These unjust dynamics are equally visible in SDG 15, life on land, and its indicators. A heavy reliance on protected areas in SDG 15 (e.g. 15.1., 15.2., 15.4) recalls the above-explained 'cult of wilderness' (Martinez-Alier 2002b). SDG 15's reliance on protected areas implies that restricting adjacent populations will solve the conservation problem, which also furthers the problematic suggestion of environmental degradation being caused by poverty (Dunlap and York 2008). It does not remedy, and arguably promotes by relying on tourism revenue, significant ecological footprints in the Global North. It is noticeable that, unlike the SDG Dashboards (Sachs et al. 2017, 2018, 2019), there is no indicator for SDG 15 which references international trade or commerce. This inattention to trade and travel neglects to link to significant privileged ecological footprints contributing to biodiversity loss and climate change, thus placing the responsibility for change again on non-industrialized countries. Key SDG 15 indicators, for 15.5 on biodiversity loss (the red list index, Fig. 6) and 15.2 on forests (forest area change, Fig. 7), show privileged countries as succeeding, despite abiding resource-intensive lifestyles. As the below figures show, Global North countries perform better in terms of the red list index and forest area change (in %, 2010–2017). However, there is no connection to SDG 12's material footprint, despite SDG 12 encompassing three targets which explicitly reference nature or the environment (12.2, 12.4 and 12.8), nor to overall carbon emissions. It is only by ignoring equity questions around resource flows and socio-ecological consequences that the suggestion of universal applicability for these concepts and measurements can be maintained.

Our findings thus confirm Gupta and Vegelin's (2016) observation that the SDGs do not substantively redefine the growth concept given limited ecospace and a need to enhance human welfare, particularly of the disadvantaged.

<sup>16</sup> Domestic material consumption does not include the upstream raw materials related to imports and exports originating from outside the national economy. Hence, if a car is imported, only its weight is counted, and not all the energy, water and other materials required to produce the metal, rubber and plastic it contains.



**Fig. 6** Changes in Red List Index 1993–2016. Source: Own figure based on UN Stats data and Zeng et al. (2020)



**Fig. 7** Annual net change in forest area 1990–2000 and 2010–2016. Thousands of hectares. Source: Own figure based on UN stats and Zeng et al. (2020)

As currently constituted, the SDGs will not avoid environmental destruction (Zeng et al. 2020). In sum, supposedly universal understandings of economy and ecology place responsibility for change unfairly on the Global South, while ignoring socio-ecological consequences for the vulnerable.

## Concluding observations

This article has investigated five SDGs with two inter-related foci. In answer to our first research question, we used the work of, e.g., Santos (2014), Hall (1992), Connell (2007), Bhambra (2004), Quijano (1992) and Maldonado-Torres (2016) to build a decolonial lens highlighting systematic absences, universality and modernity–coloniality. Despite the SDGs’ audacious aspiration and invitation of diverse voices in its consultation, we retraced in the detail of SDGs 8, 9, 12, 13 and 15 unacknowledged trade-offs or, with Santos (2014), absences, e.g. between continued economic growth for the privileged, and its unacknowledged socio-ecological implications elsewhere. While some SDGs (e.g. 9 or 12) mention the need for innovation or relative

decoupling with reference to carbon or natural resources vis-à-vis growth, the SDGs do not connect the respective indicators to each other, nor link to ecological integrity (Eisenmenger et al. 2020) or the crucial question of absolute resource use. Particularly at the indicator level, we found a recurring implicit or explicit reliance on supposedly universal notions and constructs steeped in modernity–coloniality (Bhambra 2004; Quijano 2007) which ultimately serve the Global North (Figs. 3–7); this ranged from understandings of innovation and technology (SDG 9) to lacking commitments to reducing absolute carbon (SDG 13) or biodiversity loss (SDG 15) through more equitable and genuinely sustainable privileged lifestyles (SDGs 8 and 12). In sum, Quijano’s (1992) observation of the global impact of a supposedly universal modernity–coloniality paradigm is arguably confirmed by the very presence of siloed, supposedly universal SDG indicators, with SDG implementation often focused on single goals (Alcamo et al. 2020).

In answer to our second research question, we detailed these dynamics’ significant global-equity implications. We concur with Menton et al.’s (2020) assessment that justice is not at the heart of the SDGs. As currently constituted, the SDGs risk prioritizing the interests of the rich (Gupta and Vegelin 2016). While the SDGs constitute an advance on the Millennium Development Goals by expanding responsibility to the Global South and Global North, our analysis demonstrated how in the SDGs responsibility for transformations is placed unfairly on the Global South, and the socio-ecological consequences of privileged lifestyles particularly for the most vulnerable are hidden. Fundamentally, the SDGs enshrine the primacy of a specific, market-oriented paradigm into another supposedly universal project (Weber 2017, p. 400–401), which risks prioritizing economic growth over social and ecological issues (Gupta and Vegelin 2016) much like the sustainable development agenda (see, e.g., Adams 2010).

Overall, our analysis thus confirms that the SDGs rely on Northern-inspired solutions to environmental degradation such as technology transfer over redefining growth to prioritize planetary boundaries and human welfare (Gupta and Vegelin 2016). What is worse, the reliance on growth and development as solutions particularly for the poorest nations furthers the myth of trickle down (Salleh 2016) in keeping with the Brundtland Report’s logic (Guha and Martinez-Alier 1997). This logic thus perpetuates the supremacy of industrialization and development as universal solutions despite the vast socio-ecological implications of an imperial mode of living by the privileged (Brand and Wissen 2017; Lang and Hoetmer 2018). This is especially unfair for low-income countries which, historically and currently, consume less material per capita, reaffirming an abiding ecological debt or socio-ecology subsidy (Martinez-Alier 2002a; Rice 2009, among others). This subsidy, which began in



the colonial era and continues to this day, not only enriches the privileged, but also impoverishes and degrades the land, culture and capacity-building potential especially of non-privileged communities (Rice 2009).

Our analysis has thus confirmed our argument that absences, modernity–coloniality and universality in the SDGs call into question whether the SDGs' wider objective can be attained, i.e. safeguarding advances for people, planet, prosperity, peace and partnerships. Our original contribution was bringing together sustainable development and decolonial literatures with in-depth analysis of five Sustainable Development Goals. Our article is intended as an initial contribution to a larger conversation. We invite further research, especially on decolonial thought across all 17 SDGs, to test and challenge both our conceptual lens and our findings across all goals. We equally support efforts to revise current SDGs to address the shortcomings we identify such as the rich making murderous demands on planet and people (Illich 1973; Krauss 2021). Equally, we would encourage starting early on building a viable post-2030 agenda which uses insights from our and other studies on the SDGs and alternatives to them (e.g. Hidalgo-Capitán et al. 2019) to accentuate a post-2030 agenda's transformative potential for genuine equity, sustainability and decoloniality.

The SDGs were established with the objective of going beyond previously agreed language. However, our analysis prompts us to ask to what extent the SDGs' very existence subverts the change they purport to aspire to: talking about environmental degradation and sustainable consumption suffices to suggest that they are 'transforming our world', without actually taking path-altering steps to produce an equitable, sustainable 'future we want'. On balance, this strongly suggests a performative nature of the SDGs: while

the existence and language – the style – of the SDGs suggests change, our closer analysis of goals, targets and indicators suggests that they serve to redirect the eye of the beholder away from abiding unresolved contradictions – the substance. The SDGs, being a global commitment, provide us with an opportunity to rethink how we want to co-exist in this world. To the extent that we recognize the connections (or lack thereof), the dominance of specific, problematic ways of viewing the world, and inequities, we can start to redirect the debate towards a different, more equitable and ultimately more sustainable direction which challenges particularly the Global North's conduct.

## Appendix 1

See Table 1.

**Table 1** SDG indicator connections. Source: Authors, based on UN Stats (2020)

Finding	Number of indicators	Percentage of total	Found for SDG indicators
No metadata	11	16.92	1 SDG 8, 4 SDG 12, 6 SDG 13
No connections	33	50.77	9 SDG 8, 9 SDG 9, 10 SDG 15
1 connection	6	9.23	2 SDG 8, 3 SDG 12
2–4 connections	7	10.77	
5+ connections	8	12.31	3 SDG 9
Total	65		

## Appendix 2

See Table 2.

**Table 2** SDG 8, 9, 12, 13 and 15 indicator connections. Source: Authors, based on UN Stats (2020)

	SDG 8	SDG 9	SDG 12	SDG 13	SDG 15	Total
Total number of SDG × indicators	17	12	14	8	14	65
Total number of SDG × indicators with no metadata	1	0	4	6	0	11
Total number of SDG × indicator connections	21	17	21	24	10	93
Intra-goal connections (within the same SDG)	7	2	11	5	6	31
Intra-study connections (to SDGs within our study)	2	1	2	6	0	11
SDG × indicators with no connections	9 out of 17	9 out of 12	4 out of 14	1 out of 8	10 out of 14	33 out of 65

## Appendix 3

See Table 3.

**Table 3** List of connections/absence of connections among five SDGs studied. Source: Authors, based on UN Stats (2020)

SDG	Connections	No connections
SDG 8 (growth)	<ul style="list-style-type: none"> <li>– 1 (no poverty)</li> <li>– 2 (hunger)</li> <li>– 5 (gender equality)</li> <li>– 10 (reducing inequalities)</li> <li>– 16 (peace and security)</li> </ul>	<ul style="list-style-type: none"> <li>– to 9, despite 8.2 and 8.3 reference to innovation</li> <li>– to 13 (climate action), 15 (life on land), despite 8.4 reference to natural resources</li> <li>– 9 of 17 indicators (Appendix 2)</li> </ul>
SDG 9 (industry, innovation, infrastructure)	<ul style="list-style-type: none"> <li>– 1 (poverty)</li> <li>– 2 (hunger)</li> <li>– 3 (health)</li> <li>– 11 (cities)</li> <li>– 12 (production and consumption)</li> <li>– 13 (climate)</li> <li>– 14 (life below water)</li> <li>– 17 (partnerships)</li> </ul>	<ul style="list-style-type: none"> <li>– to 8</li> <li>– to 13, despite 9.4 on retrofitting infrastructure for resource efficiency being measured by CO<sub>2</sub> emissions per unit of value added</li> <li>– 9 of 12 indicators, despite high trade-offs identified by Pradhan et al. (2017)</li> </ul>
SDG 12 (sustainable consumption and production)	<ul style="list-style-type: none"> <li>– 3 (good health)</li> <li>– 4 (education)</li> <li>– 8 (growth)</li> <li>– 11 (sustainable cities)</li> <li>– 12</li> <li>– 14 (life below water)</li> <li>– 11 within SDG 12</li> <li>– 11 for one target (12.1, 10-year production and consumption framework)</li> </ul>	<ul style="list-style-type: none"> <li>– 4 of 14 no metadata</li> <li>– 13 (climate action), 15 (life on land)</li> </ul>
13 (climate action) <sup>a</sup>	<ul style="list-style-type: none"> <li>– All 24 connections for one indicator: 13.1.3, on proportion of local governments with disaster risk reduction strategies (21 to targets, not indicators, including five within SDG 13)</li> </ul>	<ul style="list-style-type: none"> <li>– 5 out of 8 no metadata</li> <li>– to 8, 9 despite references to resource efficiency and carbon/significant trade-offs with other goals (Lusseau and Mancini 2019; Pradhan et al. 2017)</li> </ul>
15 (life on land)	<ul style="list-style-type: none"> <li>– 1 (poverty)</li> <li>– 2 (hunger)</li> <li>– 3 (health)</li> <li>– 4 (education)</li> <li>– 6 (water)</li> <li>– 9 (innovation)</li> <li>– 11 (sustainable cities)</li> <li>– 14 (life below water)</li> <li>– 15 (life on land)</li> <li>– 10 connections (6 intra-goal)</li> <li>– 2.4 (production area under sustainable agriculture)</li> <li>– 11.3 (sustainable urbanization)</li> <li>– 6.6 (water-related ecosystems)</li> </ul>	<ul style="list-style-type: none"> <li>– 10 of 14 indicators</li> <li>– more systematically to 2 on hunger/agriculture (Larson and Larson 2019: connections between environmental performance and reducing hunger)</li> <li>– to 1 (poverty), 4 (education), 10 (reducing inequalities), despite Pradhan et al.'s (2017) trade-offs</li> </ul>

<sup>a</sup>We have counted 13.1.2, 'Number of countries that adopt and implement national disaster risk reduction strategies in line with the Sendai Framework for Disaster Risk Reduction 2015–2030', as having no metadata, as the 13.1.2 metadata offered on the UN Stats website as of 1 February 2020 does not link to this indicator, but instead links to 13.1.3 in terms of content.

**Acknowledgements** J.K. gratefully acknowledges Economic and Social Research Council research funding through the Belmont Forum/NORFACE-funded Convivial Conservation research project (ES/S007792/1). J.K., A.J. and M.R. would like to thank Dan Brockington, Jess Hope and two anonymous reviewers for helpful comments which helped strengthen this manuscript, the organizers of the University of Utrecht's Global Goals symposium in June 2020, particularly all at the Implementation XI panel (including discussant Sandra Schwindenhammer), and Mary Menton and *Sustainability Science* for editorial support. J.K., A.J. and M.R. would also like to thank Yiwen Zeng and L. Roman Carrasco for sharing the database of their recently published paper 'Environmental destruction not avoided with the Sustainable Development Goals'. All errors that remain are our own. The views expressed in this manuscript are those of the authors alone and do not represent those of any funder or other organization.

**Author contributions** J.K.: conceptualization, methodology, formal analysis and investigation (qualitative data, indicators), resources, writing – original draft, writing – review and editing, visualization (qualitative data); A.J.C.: conceptualization, conceptual framework, methodology, writing – original draft, writing – review and editing; MR: conceptualization, methodology, formal analysis and investigation (quantitative data), resources, data curation, writing – original draft, writing – review and editing, visualization (quantitative data).

**Open Access** This article is licensed under a Creative Commons Attribution 4.0 International License, which permits use, sharing, adaptation, distribution and reproduction in any medium or format, as long as you give appropriate credit to the original author(s) and the source, provide a link to the Creative Commons licence, and indicate if changes were made. The images or other third party material in this article are included in the article's Creative Commons licence, unless indicated otherwise in a credit line to the material. If material is not included in the article's Creative Commons licence and your intended use is not permitted by statutory regulation or exceeds the permitted use, you will need to obtain permission directly from the copyright holder. To view a copy of this licence, visit <http://creativecommons.org/licenses/by/4.0/>.

## References

- Adams WM, Mulligan M (eds) (2003) *Decolonizing nature: strategies for conservation in a post-colonial era*. Earthscan, London
- Adams WM (2010) *Green development*. Routledge, London
- Alcama J, Thompson J, Alexander A, Antoniadis A, Delabre I, Dolley J, Marshall F, Menton M, Middleton J, Scharlemann JPW (2020) Analysing interactions among the Sustainable Development Goals: findings and emerging issues from local and global studies. *Sustain Sci* 15:1561–1572. <https://doi.org/10.1007/s11625-020-00875-x>
- Anguelovski I, Martinez-Alier J (2014) The 'Environmentalism of the Poor' revisited: territory and place in disconnected global struggles. *Ecol Econ* 102:167–176
- Baptiste B, Martín-López B (2015) Protect, restore and promote sustainable use of terrestrial ecosystems, sustainably manage forests, combat desertification, and halt and reverse land degradation and halt biodiversity loss. In: ISCU-ISSC—international council of science and international social science council (eds) *Review of the Sustainable Development Goals: the science perspective*. ISCU, Paris, pp 71–74
- Barbier EE, Burgess JC (2019) Sustainable Development Goal indicators: analyzing trade-offs and complementarities. *World Dev* 122:295–305. <https://doi.org/10.1016/j.worlddev.2019.05.026>
- Bateson J (1988) *Pasos hacia una ecología de la mente [Steps towards an ecology of the mind]*. Editorial Carlos Lohlé, Buenos Aires
- Bhambra GK (2004) *Connected sociologies*. Bloomsbury Academic, London
- Biggeri M, Clark DA, Ferrannini A, Mauro V (2019) Tracking the SDGs in an 'integrated' manner: a proposal for a new index to capture synergies and trade-offs between and within goals. *World Dev* 122:628–647. <https://doi.org/10.1016/j.worlddev.2019.05.022>
- Brand U & Wissen M (2017) *Imperiale Lebensweise [Imperial mode of living]*. Oekom, Munich
- Brand U, Wissen M (2012) Global environmental politics and the imperial mode of living: articulations of state–capital relations in the multiple crisis. *Globalizations* 9:547–560
- Breuer A, Janetschek H, Malerba D (2019) Translating Sustainable Development Goal (SDG) interdependencies into policy advice. *Sustainability* 11(7):2092. <https://doi.org/10.3390/su11072092>
- Bringezu S (2015) Possible target corridor for sustainable use of global material resources. *Resources* 4(1):25–54
- Broad R, Cavanagh J (1993) Beyond the myths of Rio: a new American agenda for the environment. *World Policy J* 10(1):65–72
- Brockington D, Wilkie D (2015) Protected areas and poverty. *Philos Trans R Soc* 370:1681. <https://doi.org/10.1098/rstb.2014.0271>
- Brockington D, Duffy R, Igoe J (2008) *Nature unbound. Conservation, capitalism and the future of protected areas*. Taylor and Francis, Hoboken
- Brockington D, Noe C, Requena M (2020) When do development data count? In: Conference paper, international SDG research symposium global goals 2020, hosted by Utrecht University
- Chasek PS, Wagner LM (2016) Breaking the mold: a new type of multilateral sustainable development negotiation. *Int Environ Agreements Polit Law Econ* 16(3):397–413
- Chen S (2015) Data preparation for Gephi. <http://humnviz.blogs.bucknell.edu/files/2015/11/Data-Preparation-for-Gephi.pdf>. Accessed 12 Feb 20
- Cherven K (2015) *Mastering Gephi visualization*. Packt Publishing, Birmingham
- Connell R (1997) Why is classical theory classical? *Am J Sociol* 102(6):1511–1557. <https://doi.org/10.1086/231125>
- Connell R (2007) *Southern theory: the global dynamics of knowledge in social science*. Allen & Unwin, Crows Nest
- Costanza R, Fioramonti L, Kubiszewski I (2016) The UN Sustainable Development Goals and the dynamics of well-being. *Front Ecol Env* 14:2. <https://doi.org/10.1002/fee.1231>
- de Saille S, Medvecky F (2016) Innovation for a steady state: a case for responsible stagnation. *Econ Soc* 45(1):1–23
- Diptee AA (2014) The Global South as intellectual playground. <https://politicsofmemory.com/2014/12/25/the-global-south-as-intellectual-playground/>. Accessed 15 Oct 2020
- Duffy R, Massé F, Smidt E, Marijnen E, Büscher B, Verweijen J, Ramutsindela M, Simlai T, Joanny L, Lunstrum E (2019) Why we must question the militarisation of conservation. *Biol Cons* 232:66–73. <https://doi.org/10.1016/j.biocon.2019.01.013>
- Dunlap R, York R (2008) The globalization of environmental concern and the limits of the postmaterialist values explanation: evidence from four multinational surveys. *Sociol Q* 49:529–563. <https://doi.org/10.1111/j.1533-8525.2008.00127.x>
- Eisenmenger N, Pichler M, Krenmayr N, Noll D, Plank B, Schalmann E, Wandl M-T, Gingrich S (2020) The Sustainable Development Goals prioritize economic growth over sustainable resource use: a critical reflection on the SDGs from a socio-ecological perspective. *Sustain Sci* 15:1101–1110. <https://doi.org/10.1007/s11625-020-00813-x>

- EORA-MRIO (2016) Carbon footprint. <https://worldmrio.com/footprints/carbon/>. Accessed 1 Jul 2020. [Based on Kanemoto K, Moran D, Hertwich E (2016) Mapping the carbon footprint of nations. *Environmental Science and Technology*. <https://doi.org/10.1021/acs.est.6b03227>]
- Escobar A (2007) Worlds and knowledges otherwise. *Cult Stud* 21(2–3):179–210. <https://doi.org/10.1080/09502380601162506>
- Esquivel V (2016) Power and the Sustainable Development Goals: a feminist analysis. *Gender Dev* 24(1):9–23. <https://doi.org/10.1080/13552074.2016.1147872>
- Finance Centre for South-South Cooperation (2015) Global South countries. [http://www.fc-ssc.org/en/partnership\\_program/south\\_south\\_countries](http://www.fc-ssc.org/en/partnership_program/south_south_countries). Accessed 18 Oct 2020]
- Fischer-Kowalski M (2019) Paradise lost - back to a future? Sustainable development goals and climate targets: intersections and contradictions. Symposium presentation at ICTA. Autonomous University of Barcelona, 16 May 2019. [https://www.researchgate.net/publication/333246641\\_ICTA\\_SDGs\\_and\\_Climate\\_targets\\_Intersections\\_contradictions](https://www.researchgate.net/publication/333246641_ICTA_SDGs_and_Climate_targets_Intersections_contradictions)
- Fletcher R, Rammelt C (2017) Decoupling: a key fantasy of the post-2015 sustainable development agenda. *Globalizations* 14(3):450–467
- García E, Cabrejas M (1996) Medio ambiente y conflicto social: el caso de la Albufera [Environment and social conflict: the case of Albufera]. *Polít y Soc* 23:75–97
- Gram-Hanssen I, Schafnacker N, Bentz J (2021) Decolonizing transformations through ‘right relations.’ *Sustain Sci*. <https://doi.org/10.1007/s11625-021-00960-9>
- Grosfoguel R (2000) Developmentalism, modernity and dependency theory in Latin America. *Nepantla Views South* 1(2):347–374
- Grosfoguel R (2011) Decolonizing post-colonial studies and paradigms of political-economy: transmodernity, decolonial thinking, and global coloniality. *Transmodernity J Peripheral Cult Prod Luso-Hispanic World* 1(1):1–38. <https://escholarship.org/uc/item/21k6t3fq>
- Guha R, Martinez-Alier J (1997) Varieties of environmentalism: essays from North and South. Earthscan, London
- Gupta J, Vegelin C (2016) Sustainable Development Goals and inclusive development. *Int Environ Agreements Polit Law Econ* 16(3):433–448. <https://doi.org/10.1007/s10784-016-9323-z>
- Hák T, Moldan B, Dahl A (2007) Sustainability indicators: a scientific assessment. Scientific Committee on Problems of the Environment (SCOPE), p 67. Island Press, Washington
- Hák T, Janoušková S, Moldan B (2016) Sustainable Development Goals: a need for relevant indicators. *Ecol Ind* 60:565–573. <https://doi.org/10.1016/j.ecolind.2015.08.003>
- Hall S (1992) The west and the rest: discourse and power. In: Das Gupta T, James CE, Andersen C, Galabuzi G-E, Maaka RCA (eds) *Race and racialization: essential readings*. Canadian Scholars, Toronto, pp 85–94
- Hickel J (2019) The contradiction of the Sustainable Development Goals: growth versus ecology on a finite planet. *Sustain Dev*. <https://doi.org/10.1002/sd.1947>
- Hickel J (2020) The sustainable development index: measuring the ecological efficiency of human development in the Anthropocene. *Ecol Econ* 167:106331. <https://doi.org/10.1016/j.ecolecon.2019.05.011>
- Hickel J, Kallis G (2019) Is green growth possible? *New Polit Econ* 2019:1–18
- Hidalgo-Capitán AL, García-Álvarez S, Cubillo-Guevara AP, Medina-Carranco N (2019) Los Objetivos del Buen Vivir: Una propuesta alternativa a los Objetivos de Desarrollo Sostenible [The Good Living Goals: an alternative proposal to the Sustainable Development Goals]. *Rev Iberoamericana De Estudios De Desarrollo/iberoamerican J Dev Stud* 8(1):6–57
- IAEG-SDGs—Inter-agency and Expert Group on SDG Indicators (2019) Tier Classification for Global SDG indicators. <https://unstats.un.org/sdgs/files/Tier-Classification-of-SDG-Indicators-11-December-2019-web.pdf>. Accessed 10 Feb 2020
- ICSU, ISSC—International Council for Science, International Social Science Council (2015) Review of the Sustainable Development Goals: the science perspective. International Council for Science (ICSU), Paris
- Illich I (1973) Tools for conviviality. Harper and Row, New York
- IPCC—Intergovernmental Panel on Climate Change (2018) Summary for Policymakers. In: *Global Warming of 1.5°C. An IPCC Special Report on the impacts of global warming of 1.5°C above pre-industrial levels and related global greenhouse gas emission pathways, in the context of strengthening the global response to the threat of climate change, sustainable development, and efforts to eradicate poverty*. In: Masson-Delmotte V, Zhai P, Pörtner H-O, Roberts D, Skea J, Shukla PR, Pirani A, Moufouma-Okia W, Péan C, Pidcock R, Connors S, Matthews JBR, Chen Y, Zhou X, Gomis MI, Lonnoy E, Maycock T, Tignor M, Waterfield T (eds) Geneva: World Meteorological Association. <https://www.ipcc.ch/sr15/chapter/spm/>. Accessed 29 Oct 20
- Jackson T, Victor P (2019) Unraveling the claims for (and against) green growth: can the global economy grow indefinitely, decoupled from Earth’s limitations? *Science* 366:950–951. <https://doi.org/10.1126/science.aay0749>
- Jiménez A, Roberts T (2019) Decolonising neo-liberal innovation: using the Andean philosophy of ‘Buen Vivir’ to Reimagine Innovation Hubs. In: 15th international conference on social implications of computers in developing countries (ICT4D), Dar es Salaam, Tanzania, pp 180–191. [https://doi.org/10.1007/978-3-030-19115-3\\_15](https://doi.org/10.1007/978-3-030-19115-3_15)
- Krauss JE (2021) Decolonizing, conviviality and convivial conservation: towards a convivial SDG 15, life on land? *J Polit Ecol* 28:1. <https://doi.org/10.2458/jpe.3008>
- Krauss JE (2022) Unpacking SDG 15, its targets and indicators: tracing ideas of conservation. *Globalizations*. <https://doi.org/10.1080/14747731.2022.2035480>
- Kroll C, Warchold A, Pradhan P (2019) Sustainable Development Goals (SDGs): are we successful in turning trade-offs into synergies? *Palgrave Commun* 5:140. <https://doi.org/10.1057/s41599-019-0335-5>
- Lang M, Hoetmer R (2018) Seeking alternatives beyond development. In: Lang M, König C-D, Regelman A-C (eds) *Alternatives in a world of crisis*. Global Working Group Beyond Development, Brussels, pp 4–16
- Larrabure M (2017) Post-capitalist struggles in Argentina: the case of the worker recuperated enterprises. *Can J Dev Stud* 38(4):507–522. <https://doi.org/10.1080/02255189.2017.1284651>
- Larson PD, Larson NM (2019) The Hunger of Nations: an empirical study of inter-relationships among the Sustainable Development Goals (SDGs). *J Sustain Dev* 12:6
- Latouche S (2008) La apuesta por el decrecimiento. *Cómo salir del imaginario dominante?* Icaria Editorial, Barcelona
- Le Blanc D (2015) Towards integration at last? The Sustainable Development Goals as a network of targets. *Sustain Dev* 23:3. <https://doi.org/10.1002/sd.1582>
- Lecocq F (2015) Climate Action. In: ISCU-ISSC—International Council of Science and International Social Science Council (eds) *Review of the Sustainable Development Goals: the science perspective*. ISCU, Paris, pp 63–67
- Lim MML, Jørgensen PS, Wyborn CA (2018) Reframing the Sustainable Development Goals to achieve sustainable development in the Anthropocene—a systems approach. *Ecol Soc* 23(3):22. <https://doi.org/10.5751/ES-10182-230322>
- Lorek S, Spangenberg JH (2014) Sustainable consumption within a sustainable economy: beyond green growth and green economies.



- J Clean Prod 62:33–44. <https://doi.org/10.1016/j.jclepro.2013.08.045>
- Lucci P, Lally S (2016) Starting strong: the first 1000 days of the SDGs. Informing a set of regional dialogues on SDG early implementation. ODI Background note. <https://www.odi.org/sites/odi.org.uk/files/resource-documents/10636.pdf>. Accessed 14 Apr 2020
- Lusseau D, Mancini F (2019) Income-based variation in Sustainable Development Goal interaction networks. *Nature Sustain* 2:242–247. <https://doi.org/10.1038/s41893-019-0231-4>
- Madianou M (2019) Technocolonialism: digital innovation and data practices in the humanitarian response to refugee crises. *Soc Media Soc* 2019:1–13
- Makki F (2015) Reframing development theory: the significance of the idea of uneven and combined development. *Theory Soc* 44:471–497. <https://doi.org/10.1007/s11186-015-9252-9>
- Maldonado-Torres N (2016) Outline of Ten Theses on Coloniality and Decoloniality [PDF]. Fondation Frantz Fanon. [http://caribbeanstudiesassociation.org/docs/Maldonado-Torres\\_Outline\\_Ten\\_Theses-10.23.16.pdf](http://caribbeanstudiesassociation.org/docs/Maldonado-Torres_Outline_Ten_Theses-10.23.16.pdf). Accessed 14 Feb 2020
- Martinez-Alier J (2002a) Ecological debt and property rights on carbon sinks and reservoirs. *Capital Nat Soc* 13(1):115–119
- Martinez-Alier J (2002b) The environmentalism of the poor: a study of ecological conflicts and valuation. Edward Elgar, Cheltenham
- Martinez-Alier J (2004) Los conflictos ecológico-distributivos y los indicadores de sustentabilidad. *Revibec Rev Red Iberoamericana Econ Ecol* 1:21–30
- Mbembe A (2016) Decolonizing knowledge and the question of the archive. <https://wiser.wits.ac.za/system/files/Achille%20Mbe%20-%20Decolonizing%20Knowledge%20and%20the%20Question%20of%20the%20Archive.pdf>. Accessed 25 Oct 2020
- Menton M, Larrea C, Latorre S, Martinez-Alier J, Peck M, Temper L, Walter M (2020) Environmental justice and the SDGs: from synergies to gaps and contradictions. *Sustain Sci*. <https://doi.org/10.1007/s11625-020-00789-8>
- Mignolo WD (2006) Citizenship, knowledge and the limits of humanity. *Am Lit Hist* 18(2):312–331. <https://doi.org/10.1093/alh/ajj019>
- Mignolo WD (2007) Delinking. *Cult Stud* 21(2–3):449–514. <https://doi.org/10.1080/09502380601162647>
- Mignolo WD (2018) Eurocentrism and coloniality: the question of the totality of knowledge. In: Mignolo WD, Walsh CE (eds) *On decoloniality: concepts, analytics, praxis*. Duke University Press, Durham and London, pp 194–210
- Moosavi L (2020) The decolonial bandwagon and the dangers of intellectual decolonisation. *Int Rev Sociol* 30(2):332–354. <https://doi.org/10.1080/03906701.2020.1776919>
- Nilsson M, Costanza R (2015) Overall framework for the sustainable development goals. In: ISCU-ISSC—International Council of Science and International Social Science Council (eds) *Review of the Sustainable Development Goals: the science perspective*. ISCU, Paris, pp 7–12
- Nilsson M, Griggs D, Visbeck M (2016) Map the interactions between sustainable development goals. *Nature* 534:320–322. <https://doi.org/10.1038/534320a>
- Noxolo P (2017) Introduction: decolonising geographical knowledge in a colonised and recolonising postcolonial world. *Area* 49:317–319. <https://doi.org/10.1111/area.12370>
- O'Neill DW, Fanning AL, Lamb WF, Steinberger JK (2018) A good life for all within planetary boundaries. *Nature Sustain* 1:88–95. <https://doi.org/10.1038/s41893-018-0021-4>
- Ordaz E (2019) The SDGs indicators: a challenging task for the international statistical community. *Glob Pol*. <https://doi.org/10.1111/1758-5899.12631>
- Parrique T, Barth J, Briens F, Kerschner C, Kraus-Polk A, Kuokkanen A, Spangenberg JH (2019) Decoupling debunked. Evidence and arguments against green growth as a sole strategy for sustainability. In: A study edited by the European Environment Bureau EEB
- Pradhan P, Costa L, Rybski D, Lucht W, Kropp JP (2017) A systematic study of Sustainable Development Goal (SDG) interactions. *Earth's Future* 5:1169–1179. <https://doi.org/10.1002/2017E000632>
- Quijano A (1992) Colonialidad y modernidad/racionalidad. *Perú indígena* 13(29):11–20 [Translated as “Coloniality and Modernity/Rationality” In Therborn G (ed) *Globalizations and Modernities. Experiences, Perspectives and Latin America*. 1999. FRN-Report, 99: 5, 1]
- Quijano A (2000) Coloniality of power and Eurocentrism in Latin America. *Int Sociol* 15:215–232. <https://doi.org/10.1177/0268580900015002005>
- Quijano A (2007) Coloniality and modernity/rationality. *Cult Stud* 21(2–3):168–178. <https://doi.org/10.1080/09502380601164353>
- Reid AJ, Brooks JL, Dolgova L, Laurich B, Sullivan BG, Szekeres P, Wood SLR, Bennett JR, Cooke SJ (2017) Post-2015 Sustainable Development Goals still neglecting their environmental roots in the Anthropocene. *Environ Sci Pol* 77:179–184. <https://doi.org/10.1016/j.envsci.2017.07.006>
- Requena M, Brockington D (2021) Seeing environmental injustices: the mechanics, devices and assumptions of sustainability indexes and indicators. *J Polit Ecol* 28:1. <https://doi.org/10.2458/jpe.4765>
- Requena M, Moreno GR (2018) Another turn of the screw on the environmental opinions: utilising surveys and social discourses to investigate the social perception of environmental issues. *Conserv Soc* 17(1):38–50
- Rice J (2009) North–South relations and the ecological debt: asserting a counterhegemonic discourse. *Crit Sociol* 35:225–252. <https://doi.org/10.1177/0896920508099193>
- Rickels W, Dovern J, Hoffmann J, Quaa MF, Schmidt JO, Visbeck M (2016) Indicators for monitoring Sustainable Development Goals: an application to oceanic development in the European Union. *Earth's Future* 4:5. <https://doi.org/10.1002/2016EF000353>
- Rockström J, Steffen W, Noone K, Persson Å, Chapin FS, Lambin EF, Lenton TM et al (2009) A safe operating space for humanity. *Nature* 461:472–475. <https://doi.org/10.1038/461472a>
- Rodríguez Victoriano JM (2002) Los discursos sobre el medio ambiente en la sociedad valenciana (1996–2000) [Discourses on the environment and Valencian society]. *Quaderns de Ciències Socials* 8. València: Universitat de València
- Rostow WW (1960) *The stages of economic growth: a non-communist manifesto*. Cambridge University Press, Cambridge
- Sachs J, Schmidt-Traub G, Kroll C, Durand-Delacré D, Teksoz K (2017) *SDG index and dashboards report 2017*. In: Bertelsmann stiftung and sustainable development solutions network (SDSN), New York
- Sachs J, Schmidt-Traub G, Kroll C, Lafortune G, Fuller G (2018) *SDG Index and dashboards report 2018*. In: Bertelsmann Stiftung and sustainable development solutions network (SDSN), New York
- Sachs J, Schmidt-Traub G, Kroll C, Lafortune G, Fuller G (2019) *Sustainable development report 2019*. In: Bertelsmann Stiftung and sustainable development solutions network (SDSN), New York
- Salleh A (2016) Climate, water, and livelihood skills: a post-development reading of the SDGs. *Globalizations* 13(6):952–959. <https://doi.org/10.1080/14747731.2016.11733>
- Santos BdS (2001) *Nuestra America: reinventing a subaltern paradigm of recognition and redistribution*. *Theory Cult Soc* 18(2–3):185–217
- Santos BdS (2007) Beyond abyssal thinking: from global lines to ecologies of knowledges. *Rev (Fernand Braudel Center)* 30(1):45–89
- Santos BdS (2014) *Epistemologies of the South: justice against epistemicide*. Paradigm Publishers, Boulder

- Santos BdS (2017) The resilience of abyssal exclusions in our societies: towards a post-abyssal law. *Tilburg Law Rev* 22:237–258
- Santos BdS, Nunes JA, Meneses MP (2007) Opening up the canon of knowledge and recognition of difference. In: Santos BDS (ed) *Another knowledge is possible*. Verso, London
- Scharlemann JPW, Brock RC, Balfour N, Brown C, Burgess ND, Guth MK, Ingram DJ, Lane R, Martin JGC, Wicander S, Kapos V (2020) Towards understanding interactions between Sustainable Development Goals: the role of environment–human linkages. *Sustain Sci*. <https://doi.org/10.1007/s11625-020-00799-6>
- Sen G, Mukherjee A (2014) No empowerment without rights, no rights without politics: gender-equality, MDGs and the post-2015 development agenda. *J Hum Dev Capabil* 15(2–3):188–202. <https://doi.org/10.1080/19452829.2014.884057>
- Sen A, Stiglitz J, Fitoussi J-P (2010) *Mismeasuring our lives: why GDP doesn't add up*. Report by the commission on the measurement of economic performance and social progress. New Press, New York
- Spangenberg JH (2017) Hot air or comprehensive progress? A critical assessment of the SDGs. *Sustain Dev* 25:311–321. <https://doi.org/10.1002/sd.1657>
- Tosun J, Leininger J (2017) Governing the interlinkages between the sustainable development goals: approaches to attain policy integration. *Glob Challenges* 2017(1):1700036. <https://doi.org/10.1002/gch2.201700036>
- Tuhiwai Smith L (2012) *Decolonizing methodologies: research and indigenous peoples*, 2nd edn. Zed Books, London, p 2012
- Tukker A (2015) Build resilient infrastructure, promote inclusive and sustainable industrialization and foster innovation. In: ISCU-ISSC—International Council of Science and International Social Science Council (eds) *Review of the Sustainable Development Goals: the science perspective*. ISCU, Paris, pp 47–51
- UN Stats—United Nations Statistics Division (2020) Metadata repository for Sustainable Development Goals [HTML]. <https://unstats.un.org/sdgs/metadata/>. Accessed 1 Feb 2020
- UNDP (2020) Human development data reports. <http://hdr.undp.org/en/data>. Accessed 1 Jul 2020
- UNEP—United Nations Environment Programme (2017) Metadata for 12-04-01 [PDF]. <https://unstats.un.org/sdgs/metadata/files/Metadata-12-04-01.pdf>. Accessed 1 Feb 2020
- UNEP—United Nations Environment Programme (2018) Metadata for 08-04-01 [PDF]. <https://unstats.un.org/sdgs/metadata/files/Metadata-08-04-01.pdf>. Accessed 12 Feb 2020
- UNEP—United Nations Environment Programme (2020) International resource panel. <https://www.resourcepanel.org>. Accessed 1 Jul 2020
- UN—United Nations (2012) *The future we want*. Outcome document of the United Nations Conference on Sustainable Development. <https://sustainabledevelopment.un.org/content/documents/733FutureWeWant.pdf>. Accessed 14 Apr 2020
- UN—United Nations (2015a) *Transforming our world: the 2030 agenda for sustainable development*. In: Resolution 70/1 adopted by the General Assembly on 25 September 2015a. [https://www.un.org/ga/search/view\\_doc.asp?symbol=A/RES/70/1&Lang=E](https://www.un.org/ga/search/view_doc.asp?symbol=A/RES/70/1&Lang=E). Accessed 15 Apr 2020
- UN—United Nations (2015b) List of indicator proposals (11 August 2015b) <https://unstats.un.org/sdgs/files/List%20of%20Indicator%20Proposals%2011-8-2015b.pdf>. Accessed 14 Feb 2020
- UN—United Nations (2018b) *Forging a path beyond borders: The Global South* [PDF]. [https://unctad.org/system/files/official-document/osg2018d1\\_en.pdf](https://unctad.org/system/files/official-document/osg2018d1_en.pdf). Accessed 18 Oct 2020
- UN—United Nations (2018a) 2018a High-level political forum background note: review of progress towards achieving SDG 15 [PDF]. [https://sustainabledevelopment.un.org/content/documents/20069200087\\_8\\_Formatted\\_Background\\_NoteSDG\\_15.pdf](https://sustainabledevelopment.un.org/content/documents/20069200087_8_Formatted_Background_NoteSDG_15.pdf). Accessed 13 Jun 19
- UN—United Nations (2019a) Voluntary national reviews database [PDF]. <https://sustainabledevelopment.un.org/vnrs/>. Accessed 27 Jan 2020
- UN—United Nations (2019b) Global indicator framework for the Sustainable Development Goals and targets of the 2030 Agenda for Sustainable Development [PDF]. [https://unstats.un.org/sdgs/indicators/Global%20Indicator%20Framework%20after%202019b%20refinement\\_Eng.pdf](https://unstats.un.org/sdgs/indicators/Global%20Indicator%20Framework%20after%202019b%20refinement_Eng.pdf). Accessed 1 Feb 2020
- Wade R (2013) The art of power maintenance. *Challenge* 56(1):5–39. <https://doi.org/10.2753/0577-5132560101>
- Walsh C (2018) Development as Buen Vivir: institutional arrangement and (de)colonial entanglements. In: Reiter B (ed) *Constructing the pluriverse: the geopolitics of knowledge*. Duke University Press, London, pp 184–195
- Weber H (2017) Politics of ‘Leaving No One Behind’: contesting the 2030 Sustainable Development Goals agenda. *Globalizations* 14(3):399–414. <https://doi.org/10.1080/14747731.2016.1275404>
- Weber H, Weber M (2020) When means of implementation meet ecological modernization theory: a critical frame for thinking about the Sustainable Development Goals initiative. *World Dev*. <https://doi.org/10.1016/j.worlddev.2020.105129>
- Wiedmann TO, Schandl H, Lenzen M, Moran D, Suh S, West J, Kanemoto K (2015) The material footprint of nations. *Proc Natl Acad Sci USA* 112(20):6271–6276
- World Bank (2020a) World development indicators—Sustainable Development Goals [HTML]. <http://datatopics.worldbank.org/sdgs/index.html>. Accessed 1 Jul 2020a
- World Bank (2020b) World Bank open data. <https://data.worldbank.org/>. Accessed 1 Jul 2020b
- Zeng Y, Maxwell S, Runting RK, Venter O, Watson JEM, Carrasco LR (2020) Environmental destruction not avoided with the Sustainable Development Goals. *Nature Sustain*. <https://doi.org/10.1038/s41893-020-0555-0>

**Publisher's Note** Springer Nature remains neutral with regard to jurisdictional claims in published maps and institutional affiliations.

## Terms and Conditions

Springer Nature journal content, brought to you courtesy of Springer Nature Customer Service Center GmbH (“Springer Nature”).

Springer Nature supports a reasonable amount of sharing of research papers by authors, subscribers and authorised users (“Users”), for small-scale personal, non-commercial use provided that all copyright, trade and service marks and other proprietary notices are maintained. By accessing, sharing, receiving or otherwise using the Springer Nature journal content you agree to these terms of use (“Terms”). For these purposes, Springer Nature considers academic use (by researchers and students) to be non-commercial.

These Terms are supplementary and will apply in addition to any applicable website terms and conditions, a relevant site licence or a personal subscription. These Terms will prevail over any conflict or ambiguity with regards to the relevant terms, a site licence or a personal subscription (to the extent of the conflict or ambiguity only). For Creative Commons-licensed articles, the terms of the Creative Commons license used will apply.

We collect and use personal data to provide access to the Springer Nature journal content. We may also use these personal data internally within ResearchGate and Springer Nature and as agreed share it, in an anonymised way, for purposes of tracking, analysis and reporting. We will not otherwise disclose your personal data outside the ResearchGate or the Springer Nature group of companies unless we have your permission as detailed in the Privacy Policy.

While Users may use the Springer Nature journal content for small scale, personal non-commercial use, it is important to note that Users may not:

1. use such content for the purpose of providing other users with access on a regular or large scale basis or as a means to circumvent access control;
2. use such content where to do so would be considered a criminal or statutory offence in any jurisdiction, or gives rise to civil liability, or is otherwise unlawful;
3. falsely or misleadingly imply or suggest endorsement, approval, sponsorship, or association unless explicitly agreed to by Springer Nature in writing;
4. use bots or other automated methods to access the content or redirect messages
5. override any security feature or exclusionary protocol; or
6. share the content in order to create substitute for Springer Nature products or services or a systematic database of Springer Nature journal content.

In line with the restriction against commercial use, Springer Nature does not permit the creation of a product or service that creates revenue, royalties, rent or income from our content or its inclusion as part of a paid for service or for other commercial gain. Springer Nature journal content cannot be used for inter-library loans and librarians may not upload Springer Nature journal content on a large scale into their, or any other, institutional repository.

These terms of use are reviewed regularly and may be amended at any time. Springer Nature is not obligated to publish any information or content on this website and may remove it or features or functionality at our sole discretion, at any time with or without notice. Springer Nature may revoke this licence to you at any time and remove access to any copies of the Springer Nature journal content which have been saved.

To the fullest extent permitted by law, Springer Nature makes no warranties, representations or guarantees to Users, either express or implied with respect to the Springer nature journal content and all parties disclaim and waive any implied warranties or warranties imposed by law, including merchantability or fitness for any particular purpose.

Please note that these rights do not automatically extend to content, data or other material published by Springer Nature that may be licensed from third parties.

If you would like to use or distribute our Springer Nature journal content to a wider audience or on a regular basis or in any other manner not expressly permitted by these Terms, please contact Springer Nature at

[onlineservice@springernature.com](mailto:onlineservice@springernature.com)