

ADOPTED: 26 September 2019

doi: 10.2903/j.efsa.2019.5858

## Pest categorisation of *Diabrotica virgifera zea*

EFSA Panel on Plant Health (PLH),  
Claude Bragard, Katharina Dehnen-Schmutz, Francesco Di Serio, Paolo Gonthier,  
Marie-Agnès Jacques, Josep Anton Jaques Miret, Annemarie Fejer Justesen,  
Christer Sven Magnusson, Panagiotis Milonas, Juan A Navas-Cortes, Stephen Parnell,  
Roel Potting, Philippe Lucien Reignault, Hans-Hermann Thulke, Wopke Van der Werf,  
Antonio Vicent Civera, Jonathan Yuen, Lucia Zappalà, Ewelina Czwieneczek and  
Alan MacLeod

### Abstract

The EFSA Panel on Plant Health performed a pest categorisation of *Diabrotica virgifera zea* (Coleoptera: Chrysomelidae), the Mexican corn rootworm, for the EU. This is one of two subspecies of *D. virgifera* which occurs in Central America, Mexico and central southern parts of the USA (Texas, Oklahoma and New Mexico). The preferred larval host is maize (*Zea mays*) roots, although larvae can feed on the roots of sorghum and other grass species. Adults feed on the leaves, silks, immature seeds of maize, and pollen of up to 63 plant genera. Eggs are laid in the soil of maize fields in late summer/early autumn and hatch in late spring. Adults are found in and near maize fields from May until frosts appear later in the year. *D. virgifera zea* is univoltine except where maize is grown continuously when there can be multiple overlapping generations each year. In the Americas, *D. virgifera zea* is considered a key maize pest. *D. virgifera zea* is regulated by Directive 2000/29/EC (Annex IAI). A general prohibition of soil from most third countries prevents the entry of immature stages of *D. virgifera zea*. However, adults could be carried on sweetcorn or green maize. Maize is grown widely across the EU, but establishment may be limited to warmer parts of southern EU. Should it establish in the EU, impact on maize yields is anticipated. Phytosanitary measures are available to inhibit entry of this pest. *D. virgifera zea* satisfies the criteria, which are within the remit of EFSA to assess for it to be regarded as a potential Union quarantine pest. *D. virgifera zea* does not meet the criteria of occurring in the EU, nor plants for planting being the principal means of spread, for it to be regarded as a potential Union regulated non-quarantine pest.

© 2019 European Food Safety Authority. *EFSA Journal* published by John Wiley and Sons Ltd on behalf of European Food Safety Authority.

**Keywords:** Corn pest, Mexican corn rootworm, maize, pest risk, plant health, plant pest, quarantine

**Requestor:** European Commission

**Question number:** EFSA-Q-2019-00133

**Correspondence:** alpha@efsa.europa.eu

**Panel members:** Claude Bragard, Katharina Dehnen-Schmutz, Francesco Di Serio, Paolo Gonthier, Marie-Agnès Jacques, Josep Anton Jaques Miret, Annemarie Fejer Justesen, Alan MacLeod, Christer Sven Magnusson, Panagiotis Milonas, Juan A Navas-Cortes, Stephen Parnell, Roel Potting, Philippe L Reignault, Hans-Hermann Thulke, Wopke Van der Werf, Antonio Vicent, Jonathan Yuen and Lucia Zappalà.

**Suggested citation:** EFSA PLH Panel (EFSA Panel on Plant Health), Bragard C, Dehnen-Schmutz K, Di Serio F, Gonthier P, Jacques M-A, Jaques Miret JA, Justesen AF, Magnusson CS, Milonas P, Navas-Cortes JA, Parnell S, Potting R, Reignault PL, Thulke H-H, Van der Werf W, Vicent Civera A, Yuen J, Zappalà L, Czwieczek E and MacLeod A, 2019. Scientific Opinion on the pest categorisation of *Diabrotica virgifera zea*. EFSA Journal 2019;17(11):5858, 29 pp. <https://doi.org/10.2903/j.efsa.2019.5858>

**ISSN:** 1831-4732

© 2019 European Food Safety Authority. *EFSA Journal* published by John Wiley and Sons Ltd on behalf of European Food Safety Authority.

This is an open access article under the terms of the [Creative Commons Attribution-NoDerivs License](https://creativecommons.org/licenses/by/4.0/), which permits use and distribution in any medium, provided the original work is properly cited and no modifications or adaptations are made.



The EFSA Journal is a publication of the European Food Safety Authority, an agency of the European Union.



## Table of contents

Abstract.....	1
1. Introduction.....	4
1.1. Background and Terms of Reference as provided by the requestor.....	4
1.1.1. Background.....	4
1.1.2. Terms of reference.....	4
1.1.2.1. Terms of Reference: Appendix 1.....	5
1.1.2.2. Terms of Reference: Appendix 2.....	6
1.1.2.3. Terms of Reference: Appendix 3.....	7
1.2. Interpretation of the Terms of Reference.....	8
2. Data and methodologies.....	8
2.1. Data.....	8
2.1.1. Literature search.....	8
2.1.2. Database search.....	8
2.2. Methodologies.....	9
3. Pest categorisation.....	10
3.1. Identity and biology of the pest.....	10
3.1.1. Identity and taxonomy.....	10
3.1.2. Biology of the pest.....	11
3.1.3. Intraspecific diversity.....	12
3.1.4. Detection and identification of the pest.....	12
3.2. Pest distribution.....	13
3.2.1. Pest distribution outside the EU.....	13
3.2.2. Pest distribution in the EU.....	14
3.3. Regulatory status.....	14
3.3.1. Council Directive 2000/29/EC.....	14
3.3.2. Legislation addressing the hosts of <i>Diabrotica virgifera zea</i> .....	14
3.4. Entry, establishment and spread in the EU.....	15
3.4.1. Host range.....	15
3.4.2. Entry.....	15
3.4.3. Establishment.....	16
3.4.3.1. EU distribution of main host plants.....	17
3.4.4. Spread.....	17
3.5. Impacts.....	18
3.6. Availability and limits of mitigation measures.....	18
3.6.1. Identification of additional measures.....	18
3.6.1.1. Additional control measures.....	18
3.6.1.2. Additional supporting measures.....	20
3.6.1.3. Biological or technical factors limiting the effectiveness of measures to prevent the entry, establishment and spread of the pest.....	20
3.6.1.4. Biological or technical factors limiting the ability to prevent the presence of the pest on plants for planting.....	20
3.7. Uncertainty.....	21
4. Conclusions.....	21
References.....	22
Glossary.....	24
Abbreviations.....	25
Appendix A – Detailed area of maize in EU member states.....	26
Appendix B – Maps of climate types, frost days and EU maize area.....	28

## 1. Introduction

### 1.1. Background and Terms of Reference as provided by the requestor

#### 1.1.1. Background

Council Directive 2000/29/EC<sup>1</sup> on protective measures against the introduction into the Community of organisms harmful to plants or plant products and against their spread within the Community establishes the present European Union plant health regime. The Directive lays down the phytosanitary provisions and the control checks to be carried out at the place of origin on plants and plant products destined for the Union or to be moved within the Union. In the Directive's 2000/29/EC annexes, the list of harmful organisms (pests) whose introduction into or spread within the Union is prohibited, is detailed together with specific requirements for import or internal movement.

Following the evaluation of the plant health regime, the new basic plant health law, Regulation (EU) 2016/2031<sup>2</sup> on protective measures against pests of plants, was adopted on 26 October 2016 and will apply from 14 December 2019 onwards, repealing Directive 2000/29/EC. In line with the principles of the above mentioned legislation and the follow-up work of the secondary legislation for the listing of EU regulated pests, EFSA is requested to provide pest categorisations of the harmful organisms included in the annexes of Directive 2000/29/EC, in the cases where recent pest risk assessment/ pest categorisation is not available.

#### 1.1.2. Terms of reference

EFSA is requested, pursuant to Article 22(5.b) and Article 29(1) of Regulation (EC) No 178/2002<sup>3</sup>, to provide scientific opinion in the field of plant health.

EFSA is requested to prepare and deliver a pest categorisation (step 1 analysis) for each of the regulated pests included in the appendices of the annex to this mandate. The methodology and template of pest categorisation have already been developed in past mandates for the organisms listed in Annex II Part A Section II of Directive 2000/29/EC. The same methodology and outcome is expected for this work as well.

The list of the harmful organisms included in the annex to this mandate comprises 133 harmful organisms or groups. A pest categorisation is expected for these 133 pests or groups and the delivery of the work would be stepwise at regular intervals through the year as detailed below. First priority covers the harmful organisms included in Appendix 1, comprising pests from Annex II Part A Section I and Annex II Part B of Directive 2000/29/EC. The delivery of all pest categorisations for the pests included in Appendix 1 is June 2018. The second priority is the pests included in Appendix 2, comprising the group of *Cicadellidae* (non-EU) known to be vector of Pierce's disease (caused by *Xylella fastidiosa*), the group of *Tephritidae* (non-EU), the group of potato viruses and virus-like organisms, the group of viruses and virus-like organisms of *Cydonia* Mill., *Fragaria* L., *Malus* Mill., *Prunus* L., *Pyrus* L., *Ribes* L., *Rubus* L. and *Vitis* L. and the group of *Margarodes* (non-EU species). The delivery of all pest categorisations for the pests included in Appendix 2 is end 2019. The pests included in Appendix 3 cover pests of Annex I part A section I and all pests categorisations should be delivered by end 2020.

For the above mentioned groups, each covering a large number of pests, the pest categorisation will be performed for the group and not the individual harmful organisms listed under "such as" notation in the Annexes of the Directive 2000/29/EC. The criteria to be taken particularly under consideration for these cases, is the analysis of host pest combination, investigation of pathways, the damages occurring and the relevant impact.

Finally, as indicated in the text above, all references to 'non-European' should be avoided and replaced by 'non-EU' and refer to all territories with exception of the Union territories as defined in Article 1 point 3 of Regulation (EU) 2016/2031.

<sup>1</sup> Council Directive 2000/29/EC of 8 May 2000 on protective measures against the introduction into the Community of organisms harmful to plants or plant products and against their spread within the Community. OJ L 169/1, 10.7.2000, p. 1–112.

<sup>2</sup> Regulation (EU) 2016/2031 of the European Parliament of the Council of 26 October 2016 on protective measures against pests of plants. OJ L 317, 23.11.2016, p. 4–104.

<sup>3</sup> Regulation (EC) No 178/2002 of the European Parliament and of the Council of 28 January 2002 laying down the general principles and requirements of food law, establishing the European Food Safety Authority and laying down procedures in matters of food safety. OJ L 31/1, 1.2.2002, p. 1–24.

### 1.1.2.1. Terms of Reference: Appendix 1

List of harmful organisms for which pest categorisation is requested. The list below follows the annexes of Directive 2000/29/EC.

#### **Annex IIAI**

##### **(a) Insects, mites and nematodes, at all stages of their development**

<i>Aleurocantus</i> spp.	<i>Numonia pyrivorella</i> (Matsumura)
<i>Anthonomus bisignifer</i> (Schenkling)	<i>Oligonychus perditus</i> Pritchard and Baker
<i>Anthonomus signatus</i> (Say)	<i>Pissodes</i> spp. (non-EU)
<i>Aschistonyx eppoi</i> Inouye	<i>Scirtothrips aurantii</i> Faure
<i>Carposina niponensis</i> Walsingham	<i>Scirtothrips citri</i> (Moultex)
<i>Enarmonia packardi</i> (Zeller)	<i>Scolytidae</i> spp. (non-EU)
<i>Enarmonia prunivora</i> Walsh	<i>Scrobipalopsis solanivora</i> Povolny
<i>Grapholita inopinata</i> Heinrich	<i>Tachypterellus quadrigibbus</i> Say
<i>Hishomonus phycitidis</i>	<i>Toxoptera citricida</i> Kirk.
<i>Leucaspis japonica</i> Ckll.	<i>Unaspis citri</i> Comstock
<i>Listronotus bonariensis</i> (Kuschel)	

##### **(b) Bacteria**

Citrus variegated chlorosis	<i>Xanthomonas campestris</i> pv. <i>oryzae</i> (Ishiyama)
<i>Erwinia stewartii</i> (Smith) Dye	Dye and pv. <i>oryzicola</i> (Fang, et al.) Dye

##### **(c) Fungi**

<i>Alternaria alternata</i> (Fr.) Keissler (non-EU pathogenic isolates)	<i>Elsinoe</i> spp. Bitanc. and Jenk. Mendes
<i>Anisogramma anomala</i> (Peck) E. Müller	<i>Fusarium oxysporum</i> f. sp. <i>albedinis</i> (Kilian and Maire) Gordon
<i>Apiosporina morbosa</i> (Schwein.) v. Arx	<i>Guignardia piricola</i> (Nosa) Yamamoto
<i>Ceratocystis virescens</i> (Davidson) Moreau	<i>Puccinia pittieriana</i> Hennings
<i>Cercoseptoria pini-densiflorae</i> (Hori and Nambu) Deighton	<i>Stegophora ulmea</i> (Schweinitz: Fries) Sydow & Sydow
<i>Cercospora angolensis</i> Carv. and Mendes	<i>Venturia nashicola</i> Tanaka and Yamamoto

##### **(d) Virus and virus-like organisms**

Beet curly top virus (non-EU isolates)	Little cherry pathogen (non- EU isolates)
Black raspberry latent virus	Naturally spreading psorosis
Blight and blight-like	Palm lethal yellowing mycoplasma
Cadang-Cadang viroid	Satsuma dwarf virus
Citrus tristeza virus (non-EU isolates)	Tatter leaf virus
Leprosis	Witches' broom (MLO)

#### **Annex IIB**

##### **(a) Insect mites and nematodes, at all stages of their development**

<i>Anthonomus grandis</i> (Boh.)	<i>Ips cembrae</i> Heer
<i>Cephalcia lariciphila</i> (Klug)	<i>Ips duplicatus</i> Sahlberg
<i>Dendroctonus micans</i> Kugelán	<i>Ips sexdentatus</i> Börner
<i>Gilpinia hercyniae</i> (Hartig)	<i>Ips typographus</i> Heer
<i>Gonipterus scutellatus</i> Gyll.	<i>Sternochetus mangiferae</i> Fabricius
<i>Ips amitinus</i> Eichhof	

**(b) Bacteria**

*Curtobacterium flaccumfaciens* pv. *flaccumfaciens*  
(Hedges) Collins and Jones

**(c) Fungi**

*Glomerella gossypii* Edgerton

*Hypoxyton mammatum* (Wahl.) J. Miller

*Gremmeniella abietina* (Lag.) Morelet

**1.1.2.2. Terms of Reference: Appendix 2**

List of harmful organisms for which pest categorisation is requested per group. The list below follows the categorisation included in the annexes of Directive 2000/29/EC.

**Annex IAI**

**(a) Insects, mites and nematodes, at all stages of their development**

Group of Cicadellidae (non-EU) known to be vector of Pierce’s disease (caused by *Xylella fastidiosa*), such as:

- |  |   |
|--|---|
| 1) <i>Carneocephala fulgida</i> Nottingham | 3) <i>Graphocephala atropunctata</i> (Signoret) |
| 2) <i>Draeculacephala minerva</i> Ball     |   |

Group of Tephritidae (non-EU) such as:

- |  |   |
|--|---|
| 1) <i>Anastrepha fraterculus</i> (Wiedemann) | 12) <i>Pardalaspis cyanescens</i> Bezzi     |
| 2) <i>Anastrepha ludens</i> (Loew)           | 13) <i>Pardalaspis quinaria</i> Bezzi       |
| 3) <i>Anastrepha obliqua</i> Macquart        | 14) <i>Pterandrus rosa</i> (Karsch)         |
| 4) <i>Anastrepha suspensa</i> (Loew)         | 15) <i>Rhacochlaena japonica</i> Ito        |
| 5) <i>Dacus ciliatus</i> Loew                | 16) <i>Rhagoletis completa</i> Cresson      |
| 6) <i>Dacus curcurbitae</i> Coquillett       | 17) <i>Rhagoletis fausta</i> (Osten-Sacken) |
| 7) <i>Dacus dorsalis</i> Hendel              | 18) <i>Rhagoletis indifferens</i> Curran    |
| 8) <i>Dacus tryoni</i> (Froggatt)            | 19) <i>Rhagoletis mendax</i> Curran         |
| 9) <i>Dacus tsuneonis</i> Miyake             | 20) <i>Rhagoletis pomonella</i> Walsh       |
| 10) <i>Dacus zonatus</i> Saund.              | 21) <i>Rhagoletis suavis</i> (Loew)         |
| 11) <i>Epochra canadensis</i> (Loew)         |   |

**(c) Viruses and virus-like organisms**

Group of potato viruses and virus-like organisms such as:

- |                                  |  |
|----------------------------------|--|
| 1) Andean potato latent virus    | 4) Potato black ringspot virus   |
| 2) Andean potato mottle virus    | 5) Potato virus T  |
| 3) Arracacha virus B, oca strain | 6) non-EU isolates of potato viruses A, M, S, V, X and Y (including Yo, Yn and Yc) and Potato leafroll virus |

Group of viruses and virus-like organisms of *Cydonia* Mill., *Fragaria* L., *Malus* Mill., *Prunus* L., *Pyrus* L., *Ribes* L., *Rubus* L. and *Vitis* L., such as:

- |                                      |  |
|--------------------------------------|--|
| 1) Blueberry leaf mottle virus       | 8) Peach yellows mycoplasma  |
| 2) Cherry rasp leaf virus (American) | 9) Plum line pattern virus (American)  |
| 3) Peach mosaic virus (American)     | 10) Raspberry leaf curl virus (American)   |
| 4) Peach phony rickettsia            | 11) Strawberry witches’ broom mycoplasma   |
| 5) Peach rosette mosaic virus        | 12) Non-EU viruses and virus-like organisms of <i>Cydonia</i> Mill., <i>Fragaria</i> L., <i>Malus</i> Mill., <i>Prunus</i> L., <i>Pyrus</i> L., <i>Ribes</i> L., <i>Rubus</i> L. and <i>Vitis</i> L. |
| 6) Peach rosette mycoplasma          |  |
| 7) Peach X-disease mycoplasma        |  |

## **Annex IIAI**

### **(a) Insects, mites and nematodes, at all stages of their development**

Group of *Margarodes* (non-EU species) such as:

- |  |  |
|--|--|
| 1) <i>Margarodes vitis</i> (Phillipi)        | 3) <i>Margarodes prieskaensis</i> Jakubski |
| 2) <i>Margarodes vredendalensis</i> de Klerk |  |

#### **1.1.2.3. Terms of Reference: Appendix 3**

List of harmful organisms for which pest categorisation is requested. The list below follows the annexes of Directive 2000/29/EC.

## **Annex IAI**

### **(a) Insects, mites and nematodes, at all stages of their development**

<i>Acleris</i> spp. (non-EU)	<i>Longidorus diadecturus</i> Eveleigh and Allen
<i>Amauromyza maculosa</i> (Malloch)	<i>Monochamus</i> spp. (non-EU)
<i>Anomala orientalis</i> Waterhouse	<i>Myndus crudus</i> Van Duzee
<i>Arrhenodes minutus</i> Drury	<i>Nacobbus aberrans</i> (Thorne) Thorne and Allen
<i>Choristoneura</i> spp. (non-EU)	<i>Naupactus leucoloma</i> Boheman
<i>Conotrachelus nenuphar</i> (Herbst)	<i>Premnotrypes</i> spp. (non-EU)
<i>Dendrolimus sibiricus</i> Tschetverikov	<i>Pseudopityophthorus minutissimus</i> (Zimmermann)
<i>Diabrotica barberi</i> Smith and Lawrence	<i>Pseudopityophthorus pruinus</i> (Eichhoff)
<i>Diabrotica undecimpunctata howardi</i> Barber	<i>Scaphoideus luteolus</i> (Van Duzee)
<i>Diabrotica undecimpunctata undecimpunctata</i> Mannerheim	<i>Spodoptera eridania</i> (Cramer)
<i>Diabrotica virgifera zea</i> Krysan & Smith	<i>Spodoptera frugiperda</i> (Smith)
<i>Diaphorina citri</i> Kuway	<i>Spodoptera litura</i> (Fabricus)
<i>Heliothis zea</i> (Boddie)	<i>Thrips palmi</i> Karny
<i>Hirschmanniella</i> spp., other than	<i>Xiphinema americanum</i> Cobb sensu lato (non-EU populations)
<i>Hirschmanniella gracilis</i> (de Man) Luc and Goodey	<i>Xiphinema californicum</i> Lamberti and Bleve-Zacheo
<i>Liriomyza sativae</i> Blanchard	

### **(b) Fungi**

<i>Ceratocystis fagacearum</i> (Bretz) Hunt	<i>Mycosphaerella larici-leptolepis</i> Ito et al.
<i>Chrysomyxa arctostaphyli</i> Dietel	<i>Mycosphaerella populorum</i> G. E. Thompson
<i>Cronartium</i> spp. (non-EU)	<i>Phoma andina</i> Turkensteen
<i>Endocronartium</i> spp. (non-EU)	<i>Phyllosticta solitaria</i> Ell. and Ev.
<i>Guignardia laricina</i> (Saw.) Yamamoto and Ito	<i>Septoria lycopersici</i> Speg. var. <i>malagutii</i> Ciccarone and Boerema
<i>Gymnosporangium</i> spp. (non-EU)	<i>Thecaphora solani</i> Barrus
<i>Inonotus weirii</i> (Murril) Kotlaba and Pouzar	<i>Trechispora brinkmannii</i> (Bresad.) Rogers
<i>Melampsora farlowii</i> (Arthur) Davis	

### **(c) Viruses and virus-like organisms**

Tobacco ringspot virus	Pepper mild tigré virus
Tomato ringspot virus	Squash leaf curl virus
Bean golden mosaic virus	Euphorbia mosaic virus
Cowpea mild mottle virus	Florida tomato virus
Lettuce infectious yellows virus	

#### (d) Parasitic plants

*Arceuthobium* spp. (non-EU)

#### **Annex I A I I**

##### (a) Insects, mites and nematodes, at all stages of their development

*Meloidogyne fallax* Karssen

*Rhizoecus hibisci* Kawai and Takagi

*Popillia japonica* Newman

##### (b) Bacteria

*Clavibacter michiganensis* (Smith) Davis et al.  
ssp. *sepedonicus* (Spieckermann and Kotthoff)  
Davis et al.

*Ralstonia solanacearum* (Smith) Yabuuchi et al.

##### (c) Fungi

*Melampsora medusae* Thümen

*Synchytrium endobioticum* (Schilbersky) Percival

#### **Annex I B**

##### (a) Insects, mites and nematodes, at all stages of their development

*Leptinotarsa decemlineata* Say

*Liriomyza bryoniae* (Kaltenbach)

##### (b) Viruses and virus-like organisms

Beet necrotic yellow vein virus

## 1.2. Interpretation of the Terms of Reference

*Diabrotica virgifera zea* is one of a number of pests listed in the Appendices to the Terms of Reference (ToR) to be subject to pest categorisation to determine whether it fulfils the criteria of a quarantine pest or those of a regulated non-quarantine pest for the area of the EU excluding Ceuta, Melilla and the outermost regions of Member States (MSs) referred to in Article 355(1) of the Treaty on the Functioning of the European Union (TFEU), other than Madeira and the Azores.

## 2. Data and methodologies

### 2.1. Data

#### 2.1.1. Literature search

A literature search on *D. virgifera zea* was conducted at the beginning of the categorisation in the ISI Web of Science bibliographic database, using the scientific name of the pest as search term. Relevant papers were reviewed, and further references and information were obtained from experts, as well as from citations within the references and grey literature.

#### 2.1.2. Database search

Pest information, on host(s) and distribution, was retrieved from the European and Mediterranean Plant Protection Organization (EPPO) Global Database (EPPO, 2019) and relevant publications.

Data about the import of commodity types that could potentially provide a pathway for the pest to enter the EU and about the area of hosts grown in the EU were obtained from EUROSTAT (Statistical Office of the European Communities).

The Europhyt database was consulted for pest-specific notifications on interceptions and outbreaks. Europhyt is a web-based network run by the Directorate General for Health and Food Safety (DG SANTÉ) of the European Commission, and is a subproject of PHYSAN (Phyto-Sanitary Controls) specifically concerned with plant health information. The Europhyt database manages notifications of interceptions of plants or plant products that do not comply with EU legislation, as well as notifications



of plant pests detected in the territory of the MS and the phytosanitary measures taken to eradicate or avoid their spread.

## 2.2. Methodologies

The Panel performed the pest categorisation for *D. virgifera zea*, following guiding principles and steps presented in the EFSA guidance on quantitative pest risk assessment (EFSA PLH Panel et al., 2018) and in the International Standard for Phytosanitary Measures No 11 (FAO, 2013) and No 21 (FAO, 2004).

This work was initiated following an evaluation of the EU plant health regime. Therefore, to facilitate the decision-making process, in the conclusions of the pest categorisation, the Panel addresses explicitly each criterion for a Union quarantine pest and for a Union regulated non-quarantine pest in accordance with Regulation (EU) 2016/2031 on protective measures against pests of plants, and includes additional information required in accordance with the specific ToR received by the European Commission. In addition, for each conclusion, the Panel provides a short description of its associated uncertainty.

Table 1 presents the Regulation (EU) 2016/2031 pest categorisation criteria on which the Panel bases its conclusions. All relevant criteria have to be met for the pest to potentially qualify either as a quarantine pest or as a regulated non-quarantine pest. If one of the criteria is not met, the pest will not qualify. A pest that does not qualify as a quarantine pest may still qualify as a regulated non-quarantine pest that needs to be addressed in the opinion. For the pests regulated in the protected zones only, the scope of the categorisation is the territory of the protected zone; thus, the criteria refer to the protected zone instead of the EU territory.

It should be noted that the Panel’s conclusions are formulated respecting its remit and particularly with regard to the principle of separation between risk assessment and risk management (EFSA founding regulation (EU) No 178/2002); therefore, instead of determining whether the pest is likely to have an unacceptable impact, the Panel will present a summary of the observed pest impacts. Economic impacts are expressed in terms of yield and quality losses and not in monetary terms, whereas addressing social impacts is outside the remit of the Panel.

**Table 1:** Pest categorisation criteria under evaluation, as defined in Regulation (EU) 2016/2031 on protective measures against pests of plants (the number of the relevant sections of the pest categorisation is shown in brackets in the first column)

Criterion of pest categorisation	Criterion in Regulation (EU) 2016/2031 regarding Union quarantine pest	Criterion in Regulation (EU) 2016/2031 regarding protected zone quarantine pest (articles 32–35)	Criterion in Regulation (EU) 2016/2031 regarding Union regulated non-quarantine pest
<b>Identity of the pest (Section 3.1)</b>	Is the identity of the pest established, or has it been shown to produce consistent symptoms and to be transmissible?	Is the identity of the pest established, or has it been shown to produce consistent symptoms and to be transmissible?	Is the identity of the pest established, or has it been shown to produce consistent symptoms and to be transmissible?
<b>Absence/ presence of the pest in the EU territory (Section 3.2)</b>	Is the pest present in the EU territory? If present, is the pest widely distributed within the EU? Describe the pest distribution briefly!	Is the pest present in the EU territory? If not, it cannot be a protected zone quarantine organism	Is the pest present in the EU territory? If not, it cannot be a regulated non-quarantine pest. (A regulated non-quarantine pest must be present in the risk assessment area)
<b>Regulatory status (Section 3.3)</b>	If the pest is present in the EU but not widely distributed in the risk assessment area, it should be under official control or expected to be under official control in the near future	The protected zone system aligns with the pest-free area system under the International Plant Protection Convention (IPPC). The pest satisfies the IPPC definition of a quarantine pest that is not present in the risk assessment area (i.e. protected zone)	Is the pest regulated as a quarantine pest? If currently regulated as a quarantine pest, are there grounds to consider its status could be revoked?

Criterion of pest categorisation	Criterion in Regulation (EU) 2016/2031 regarding Union quarantine pest	Criterion in Regulation (EU) 2016/2031 regarding protected zone quarantine pest (articles 32–35)	Criterion in Regulation (EU) 2016/2031 regarding Union regulated non-quarantine pest
<b>Pest potential for entry, establishment and spread in the EU territory (Section 3.4)</b>	Is the pest able to enter into, become established in, and spread within, the EU territory? If yes, briefly list the pathways!	Is the pest able to enter into, become established in, and spread within, the protected zone areas?  Is entry by natural spread from EU areas where the pest is present possible?	Is spread mainly via specific plants for planting, rather than via natural spread or via movement of plant products or other objects? Clearly state if plants for planting is the main pathway!
<b>Potential for consequences in the EU territory (Section 3.5)</b>	Would the pests' introduction have an economic or environmental impact on the EU territory?	Would the pests' introduction have an economic or environmental impact on the protected zone areas?	Does the presence of the pest on plants for planting have an economic impact, as regards the intended use of those plants for planting?
<b>Available measures (Section 3.6)</b>	Are there measures available to prevent the entry into, establishment within or spread of the pest within the EU such that the risk becomes mitigated?	Are there measures available to prevent the entry into, establishment within or spread of the pest within the protected zone areas such that the risk becomes mitigated?  Is it possible to eradicate the pest in a restricted area within 24 months (or a period longer than 24 months where the biology of the organism so justifies) after the presence of the pest was confirmed in the protected zone?	Are there measures available to prevent pest presence on plants for planting such that the risk becomes mitigated?
<b>Conclusion of pest categorisation (Section 4)</b>	A statement as to whether (1) all criteria assessed by EFSA above for consideration as a potential quarantine pest were met and (2) if not, which one(s) were not met	A statement as to whether (1) all criteria assessed by EFSA above for consideration as potential protected zone quarantine pest were met, and (2) if not, which one(s) were not met	A statement as to whether (1) all criteria assessed by EFSA above for consideration as a potential regulated non-quarantine pest were met, and (2) if not, which one(s) were not met

The Panel will not indicate in its conclusions of the pest categorisation whether to continue the risk assessment process, but following the agreed two-step approach, will continue only if requested by the risk managers. However, during the categorisation process, experts may identify key elements and knowledge gaps that could contribute significant uncertainty to a future assessment of risk. It would be useful to identify and highlight such gaps so that potential future requests can specifically target the major elements of uncertainty, perhaps suggesting specific scenarios to examine.

### 3. Pest categorisation

#### 3.1. Identity and biology of the pest

##### 3.1.1. Identity and taxonomy

*Is the identity of the pest established, or has it been shown to produce consistent symptoms and to be transmissible?*

**Yes**, the identity of *D. virgifera zea* is established and taxonomic keys are available for its identification to subspecies level.

The New World genus *Diabrotica* Chevrolat, 1836 (Coleoptera: Chrysomelidae: Galerucinae) is one of the largest leaf beetle genera, with about 354 described species (Derunkov et al., 2015). Ten species or subspecies within this genus are generally recognised as pests (Krysan 1986). The corn rootworm complex (*Diabrotica* spp.) is comprised of the northern corn rootworm (*Diabrotica barberi* Smith and Lawrence), the western corn rootworm (*Diabrotica virgifera virgifera* LeConte), both serious pests of maize in North America and the Mexican corn rootworm (*D. virgifera zae* Krysan and Smith). The southern corn rootworm, *Diabrotica undecimpunctata howardi* Barber, inhabits the south-eastern region of the USA and can cause economic damage but is a relatively minor pest of maize.

Two subspecies of *D. virgifera* have been described: *virgifera* LeConte and *zae* Krysan & Smith (Krysan et al., 1980) (see Section 3.1.3 below).

In Mexico, *D. virgifera zae* was often incorrectly identified as *Diabrotica longicornis* (Say) or simply *D. virgifera* before 1980 (Segura-Leon, 2004). Indeed until 1980, *D. virgifera*, as described by LeConte and known as a pest throughout northern central USA, was considered to be the only variant of the species. However, evidence based on mating compatibility (Krysan et al., 1977), egg diapause intensity (Krysan et al., 1977), behaviour and morphology (Krysan et al., 1980) confirmed that *D. virgifera* has two subspecies: *D. virgifera virgifera* and *D. virgifera zae* (Krysan et al., 1980; Tallamy et al., 2005).

*D. virgifera zae* is readily distinguished from the typical subspecies *D. virgifera virgifera* by the green elytra without maculae. Indeed, subspecies *virgifera* has elytra with dark dots, often expanding to cover most of elytra while subspecies *zae* has entirely green elytra or with a narrow dark spot on the anterior part of them (Krysan et al., 1980).

Giordano et al. (1997) proved that the two subspecies are allopatric except for two known regions of sympatry in Texas and Mexico. No pheromonal or structural barriers to mating, as well as no ecological or temporal isolation between the two subspecies exist. However, when male *D. virgifera virgifera* from a South Dakota (U.S.) population have been mated with female *D. virgifera zae* from Texas or central Mexico many eggs were laid but most did not hatch. The reciprocal cross always produced fertile eggs. The presence of the bacterium *Wolbachia*, which commonly causes cytoplasmic incompatibility between arthropod closely related taxa, in most US populations of *D. virgifera virgifera* is the cause of the unidirectional reproductive incompatibility between subspecies. *Wolbachia* could be functioning as an isolating mechanism between the subspecies in hybrid zones (Meinke, 2008). Indeed, Giordano et al. (1997) demonstrated that populations of *D. virgifera virgifera*, with the exception of two populations in southern Arizona, are infected with a strain of *Wolbachia*. Populations of *D. virgifera zae* are not infected.

### 3.1.2. Biology of the pest

*D. virgifera zae* is generally univoltine but adapted to multivoltinism in tropical regions where continuous cropping of maize is possible (Krysan, 1978; Branson et al., 1982).

Eggs are laid in the soil during September and October, at depths between 15 and 30 cm or more depending on the kind of soil and its moisture. In areas without continuous maize, the eggs overwinter and hatch in late spring (Branson et al., 1982). Krysan et al. (1977) demonstrated that the duration of diapause varied greatly in a population of eggs from central Mexico: when these eggs were held at 25°C, initial hatch occurred at 50 days and the last egg hatched after 300 days. Occasional winter rains, residual soil moisture in some soils throughout the dry season, and irrigation make the length of the enforced dormancy season for eggs in central Mexico variable (Branson et al., 1982). Krysan et al. (1977) hypothesised that egg dormancy is broken by the availability of soil moisture, not temperature. The minimum soil moisture necessary to terminate dormancy (dry quiescence) must be between 11.6 and 20.6%.

Where maize is grown continuously some eggs will hatch in November and December if moisture is available to develop a new population of *D. virgifera zae* (Krysan, 1978). This adaptability, along with implied vagility, has led to the situation in central Mexico where, within 100 km, one can find all stages at the same time, depending upon differences in maize growing practices (e.g. continuous maize or not, irrigated or not) (Branson et al., 1982).

Low rainfall and high temperatures are one of the main causes of egg mortality and consequent population density decrease (Eben and Espinosa, 2004; Sivcev et al., 2009; Martínez-Jaime et al., 2014).

Once hatched, the larvae feed on the roots of maize, especially prop roots, removing the root tips and much of the root proper. Three larval instars are described for *D. virgifera* s.l. (Segura-Leon, 2004). The adults are seen in and near maize fields starting from May until frosts appear later in the

year. Adults feed on the leaves, silks, pollen and immature seeds of maize. In Mexico, *D. virgifera zea* adult emergence patterns are variable. For example, in Jalisco (a Mexican state on the Pacific coast), adults are observed at the end of July, with peak emergence in mid-August (Branson et al., 1982; Cocke et al., 1994); while in Toluca (above 2,500 m in central Mexico), the first adults are often observed earlier, e.g. in mid-June, although peak emergence is later e.g. in September (Segura-Leon, 2004).

### 3.1.3. Intraspecific diversity

*D. virgifera zea* was described by Krysan & Smith (Krysan et al., 1980) as a subspecies of *D. virgifera* based on evidence of mating compatibility (Krysan et al., 1977), egg diapause intensity (Krysan et al., 1977, 1977), behaviour and morphology (Krysan et al., 1980).

Laboratory and field studies have shown that *D. virgifera virgifera* and *D. virgifera zea* are sexually compatible and that their populations intergrade where their distributions overlap (Krysan et al., 1980).

Early studies using allozymes (McDonald et al., 1985; Krysan et al., 1989) and PCR-RFLP of the internal transcribed spacer region, ITS1 in the nuclear ribosomal DNA (Szalanski et al., 1999) found low levels of differentiation in geographically isolated populations of *D. virgifera virgifera* (western corn rootworm), *D. virgifera zea* (Mexican corn rootworm) and *D. barberi* (northern corn rootworm), suggesting high dispersal ability and limited barriers to gene flow.

Moreover, in the same paper, Szalanski et al. (1999) performed a PCR-RFLP study of a DNA region representing 12 kb of the mitochondrial genome, proving that, there was no variation between subspecies, therefore suggesting a recent common evolutionary history. Because of the lack of variation at these mitochondrial regions, microsatellite markers have since been developed for all three species (Kim and Sappington, 2005; Kim et al., 2007; Waits and Stolz, 2008).

### 3.1.4. Detection and identification of the pest

Are detection and identification methods available for the pest?

**Yes**, detection and identification methods for *D. virgifera zea* are available.

#### Detection

##### Symptoms:

Root feeding causes physiological stress which stunts plant growth and can lead to plant lodging. The first indication of rootworm injury to maize may be seen in late June or early July when plants fall over after strong winds or heavy rainfall. Root feeding can also result in the invasion of plant tissue by secondary pathogens, such as bacteria and fungi, which increase the incidence of root rots (Ward et al., 2005).

##### Pheromone trapping:

*D. virgifera zea* is attracted by the sex pheromone 8R-methyl-2R-decyl propanoate (Guss et al., 1984). Non-pheromonal attractants have been tested; traps baited with a 1:1:1 mixture of 1,2,4-trimethoxybenzene, 1H-indole and E-cinnamaldehyde captured the greatest number of females but not significantly more than traps baited with a 1:1:1 mixture of veratrole, 1H-indole and 2-phenylacetaldehyde or with 1H-indole alone (Lance et al., 1992). Kairomone-based and sticky traps have been tested for their efficacy in monitoring adult populations of *D. virgifera zea*. They should be placed < 10 m into the field and their efficacy depends on the plant stage and on the seasonal patterns of female beetle reproductive phenology (Spurgeon et al., 2004).

#### Identification:

##### Immature stages:

Identification of *Diabrotica* larvae to species level is difficult and for several species is impossible if only morphological approaches are used (Krysan, 1986).

### Adult morphology:

Body length: 4.8–5.4 mm. Body width: 2.2–2.4 mm. Head basic coloration: yellow, clypeus black or chestnut. Male antennae are filiform, as long as body, bicoloured, with antennomere 1 uniformly yellow and antennomeres 2–11 uniformly olive ochre. The pronotum is green or pale olivine. The scutellum is yellow or amber yellow. Elytra are green, with two fuzzy-edged sulfur yellow, round maculae on each elytron. Elytral epipleura completely green. Elytra surface with four distinct sinuate sulci. Tarsi are yellow or yellow ochre. Tibiae are bicoloured, yellow, outer edge with piceous or testaceous line, or almost entirely darkened. Femora are also bicoloured, yellow or green, outer edge chestnut to piceous. The aedeagus has four internal sac sclerites (Derunkov et al., 2013). *D. virgifera zae* is distinguished from *D. virgifera virgifera*, by the green elytra, with at most, a thin, weak, short anterior spot. From the similar *D. longicornis* and *D. barberi*, it can be separated by the same features as the nominate subspecies: femora of *D. virgifera zae* are as a rule bicoloured with dark, chestnut or piceous, outer edge, while in *D. longicornis* and *D. barberi*, femora are entirely green or flavous. The shape of aedeagus and the internal sac sclerites differentiates all three species as well as other species similarly coloured (Derunkov et al., 2013).

### Molecular methods:

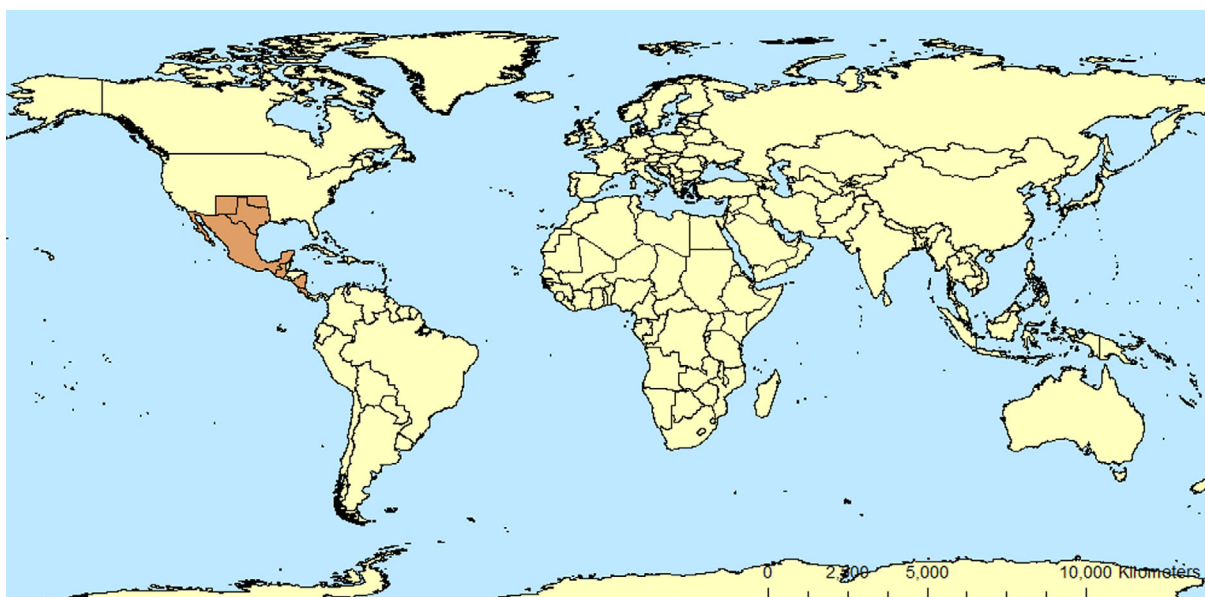
Polymorphic microsatellite loci (high resolution molecular markers) were constructed using pooled *D. barberi* and *D. virgifera zae* genomic DNA. This strategy produced microsatellites that are broadly polymorphic in *Diabrotica*, and can be used in population genetic studies, analyses of dispersal, investigation of insecticide resistance, diagnostics and in the surveillance of pest management programmes (Waits and Stolz, 2008). Other studies focused on using molecular markers to establish the phylogeny of the genus *Diabrotica* (e.g. Szalanski et al., 1999; Clark et al., 2001a,b). These could also be used for diagnostic purposes.

## 3.2. Pest distribution

### 3.2.1. Pest distribution outside the EU

*D. virgifera zae* is present in the Nearctic region only (Figure 1). It occurs in Central America, Mexico and central southern parts of the USA. It ranges from Panama northward to Costa Rica, Nicaragua, Guatemala, the Caribbean (no details are available on national distribution within the Caribbean), Mexico (excluding northwest Mexico), central Texas and Oklahoma (EPPO, 2019). In the United States, its westward distribution is limited by low rainfall, although irrigation has artificially extended its westward occurrence into New Mexico (Derunkov et al., 2013; EPPO, 2019; Mitchell et al., 2019).

There are six basic types of maize; dent, sweet, flint, pop, flour and pod (Brown et al., 1985). The distribution of *D. virgifera zae* corresponds to the distribution of southern dent maize (Krysan et al., 1980).



**Figure 1:** Global distribution map for *Diabrotica virgifera zae*

### 3.2.2. Pest distribution in the EU

Is the pest present in the EU territory? If present, is the pest widely distributed within the EU?

**No**, *D. virgifera zea* is not known to be present in the EU.

*D. virgifera zea* is not known to be present in the EU.

### 3.3. Regulatory status

#### 3.3.1. Council Directive 2000/29/EC

*D. virgifera zea* is listed in Council Directive 2000/29/EC in Annex IAI. Details are presented in Tables 2 and 3.

Annexes I and II of the EU Directive 2000/29 list the quarantine pests for the EU. They were modified in 2009. Up to that moment *D. virgifera* was amongst pests listed. However, following the introduction of *D. virgifera virgifera* into the EU via at least five distinct events (Ciosi et al., 2008) and its spread into the EU after establishing in the Balkans in the 1990s (Carrasco et al., 2010), the listing in Annex I/AI was split into *D. virgifera zea* which does not occur in Europe and *D. virgifera virgifera*, which does. *D. virgifera virgifera* was removed from the European Commission plant health directive in 2014 (Anon, 2014).

**Table 2:** *Diabrotica virgifera zea* in Council Directive 2000/29/EC

<b>Annex I Part A Section I</b>	<b>Harmful organisms whose introduction into, and spread within, all member states shall be banned</b>	
	Harmful organisms not known to occur in any part of the community and relevant for the entire community	
<b>(a)</b>	Insects, mites and nematodes, at all stages of their development	
	Species	
<b>10.1</b>	<i>Diabrotica virgifera zea</i> Krysan & Smith	

#### 3.3.2. Legislation addressing the hosts of *Diabrotica virgifera zea*

**Table 3:** Regulated hosts and commodities that may involve *Diabrotica virgifera zea* in Annexes III, IV and V of Council Directive 2000/29/EC

<b>Annex III Part A</b>	<b>Plants, plant products and other objects the introduction of which shall be prohibited in all member states</b>	
	<b>Description</b>	<b>Country of origin</b>
14	Soil and growing medium as such, which consists in whole or in part of soil or solid organic substances such as parts of plants, humus including peat or bark, other than that composed entirely of peat	Turkey, Belarus, [...] Moldavia, Russia, Ukraine and third countries not belonging to continental Europe, other than the following: [...] Egypt, Israel, Libya, Morocco, Tunisia
<b>Annex IV Part A</b>	<b>Special requirements which must be laid down by all member states for the introduction and movement of plants, plant products and other objects into and within all member states</b>	
Section I	<b>Plants, plant products and other objects originating outside the community</b>	
	Plants, plant products and other objects	Special requirements
	Seeds of <i>Zea mays</i> L.	Official statement that: (a) the seeds originate in areas known to be free from <i>Erwinia stewartii</i> (Smith) Dye; or (b) a representative sample of the seeds has been tested and found free from <i>Erwinia stewartii</i> (Smith) Dye in this test.

<b>Annex V</b>	<b>Plants, plant products and other objects which must be subject to a plant health inspection (...) in the country of origin or the consignor country, if originating outside the community before being permitted to enter the community</b>
Part A	Plants, plant products and other objects originating in the community
	–
Part B	Plants, plant products and other objects originating in territories, other than those territories referred to in part A
Section I	Plants, plant products and other objects which are potential carriers of harmful organisms of relevance for the entire Community
1	Plants, intended for planting, other than seeds but including seeds of [...] <i>Zea mays</i> L.

### 3.4. Entry, establishment and spread in the EU

#### 3.4.1. Host range

A distinction between breeding and adult feeding hosts has to be made. Larvae are oligophagous and mostly feed on maize roots. Adults are polyphagous and can feed on maize flowers and leaves and also on different hosts belonging to different botanical families (Clark et al., 2004). Jones and Coppedge (2000) list 63 genera whose pollen was found in the gut of adults collected in Texan fields. Although maize is the only crop regularly attacked by *D. virgifera zae*, it has been observed also infesting sorghum (Stewart et al., 1995) and feeding on the roots of several grass species (Mitchell et al., 2019). Indeed, eggs can be also laid in the soil of herbaceous weed hosts other than maize (Branson et al., 1982).

- Breeding hosts: maize (main host), sorghum, rusty flat sedge.
- Adult feeding hosts: *Solanum* spp. L., Asteraceae, Cucurbitaceae, Fabaceae and Poaceae (including maize).

Grass and herbaceous weeds appear to play an important role in the food habits of both the larvae and adults of *D. virgifera zae* of central Mexico. Since this probably is the place of origin of *D. virgifera*, it is possible that some of these weeds were larval hosts before maize, and that *D. virgifera zae* switched from grasses to specialise on maize in prehistorical times (Branson et al., 1982).

The breeding host (maize) is regulated (Table 4). Soil or growing media, such as from fields of maize where immature stages of *D. virgifera zae* could be found, are also regulated.

#### 3.4.2. Entry

*Is the pest able to enter into the EU territory?*

**Yes**, soil/growing media; forage / green maize and maize cobs could provide potential pathways

- soil/growing media                      Closed due to legislation (2000/29 EC, Annex III, A 14.).
- fresh maize cobs                        Open pathway
- forage/green maize                      Open pathway

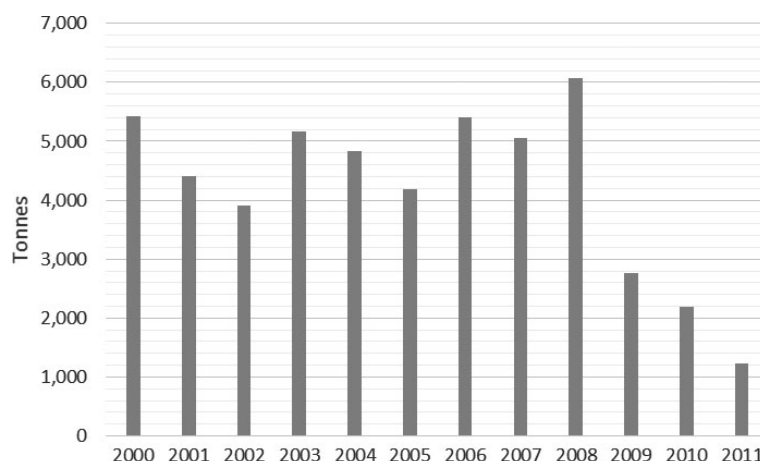
No records of interception of *D. virgifera zae* have been found in the Europhyt Database between 1994 and 16 July 2019. However, the following commodities could constitute a pathway into the EU when imported from an infested area:

- 1) fresh maize cobs (sweetcorn) and forage/green maize
- 2) soil from maize fields.

Adults, could be carried by consignments of maize cobs or of forage/green maize (Smith et al., 1997). Other hosts on which adults are reported to feed on pollen could provide potential pathways but since the majority of them are not identified to species it is not possible to know whether they are regulated and if regulated whether the pathways are controlled or prohibited. Many of them are weeds.

The soil pathway can be considered as closed, as soil from *D. virgifera zea* infested countries is banned from entering into the EU (Annex IIIA 14). The other pathway is not specifically regulated although as an Annex I/AI pest the entry of *D. virgifera zea* into the EU is prohibited regardless of the commodity where it is found.

There are no data in Eurostat for the import of fresh or chilled sweetcorn (CN 0709 9060) prior to 2000 or after 2011. Figure 2 shows the amount of fresh or chilled sweetcorn imported from USA between 2000 and 2011. Eurostat reports imports of sweetcorn from Canada in 2000 (20 tonnes) and in 2008 (4 tonnes). However, 99.95% of sweetcorn imports from either USA or Canada were from USA between 2000 and 2011. No data are available for Central American countries.



**Figure 2:** EU 28 annual import of fresh or chilled sweetcorn (CN 0709 9060) 2000–2011

Import code CN 2308 0090 is described as 'Maize stalks, maize leaves, fruit peel and other vegetable materials, waste, residues and by-products for animal feeding, whether or not in the form of pellets, n.e.s. (excl. acorns, horse-chestnuts and pomace or marc of fruit)'. It is unknown whether maize stalk and leaves with the potential to convey adult *D. virgifera zea* would form a proportion of this category. Nevertheless, import volumes are shown in Table 4.

**Table 4:** EU 28 annual import of CN 2308 0090 (Maize stalks, maize leaves, fruit peel and other vegetable materials, waste, residues and by-products for animal feeding) from Costa Rica, Nicaragua, Guatemala, Mexico and USA, 2013–2018 (Thousand tonnes)

	2013	2014	2015	2016	2017	2018
<b>Costa Rica</b>	487	1,155	116	579	6,208	2,158
<b>Nicaragua</b>	–	–	–	–	–	–
<b>Guatemala</b>	88	–	–	–	0	0
<b>Mexico</b>	67	78	169	230	8,583	2,744
<b>USA</b>	440,892	152,576	167,277	72,890	264,971	556,789

### 3.4.3. Establishment

*Is the pest able to become established in the EU territory*

**Yes**, biotic and abiotic conditions are conducive for establishment of *D. virgifera zea* in small areas of the EU such as south eastern Spain and parts of the east coast of Italy, where maize is cultivated.

The distribution and abundance of an organism that cannot control or regulate its body temperature are largely determined by host distribution and climate. Taking account of host distribution and comparing climates from the known distribution of an organism with climates in the risk assessment area can inform judgements regarding the potential distribution and abundance of an organism in the risk assessment area (Sutherst and Maywald, 1985; Ehrlén and Morris, 2015). The global Köppen–Geiger climate zone categories, and subsequent modifications made by Trewartha, describe terrestrial climate in terms of factors such as average minimum winter temperatures and



summer maxima, amount of precipitation and seasonality (rainfall pattern) (Trewartha and Horn, 1980; Kottek et al., 2006) and can inform judgements of aspects of establishment during pest categorisation (MacLeod and Korycinska, 2019).

### 3.4.3.1. EU distribution of main host plants

The main host of *D. virgifera zea*, maize (*Z. mays*), occurs in large parts of the EU. Maize is grown as grain or sweetcorn and as green maize (forage) across the EU in many MSs (Appendices A and B, Figure B.2). Table 5 shows the EU maize area 2014–2018.

**Table 5:** EU 28 area of grain and green maize (cultivation/harvested/production 1,000 ha) (EUROSTAT, accessed 29 June 2019)

	2014	2015	2016	2017	2018
Grain maize and corn-cob-mix (Eurostat code C1500)	9,610.16	9,255.56	8,563.21	8,271.64	8,286.69
Green maize (Eurostat code G3000)	6,147.80	6,267.95	6,256.88	6,183.30	6,363.05
Sum	15,757.96	15,523.51	14,820.09	14,454.94	14,649.74

*D. virgifera zea* occurs over a range of Köppen–Geiger climate zones in Mexico, southern states of the USA and Central America (Krysan, 1986; Appendix B, Figure B.1a). Two of the Köppen–Geiger climate zones within which *D. virgifera zea* occurs in America also occur in the EU (Appendix B, Figure B.1b), specifically BSk (cold, semi-arid steppe) which occurs in the EU in Spain, Italy and Greece, and Cfa (warm temperate climate, fully humid, hot summer) which occurs in the EU in Bulgaria, Romania, southern France, Spain and Italy (MacLeod and Korycinska, 2019).

Soil moisture, especially in winter and spring, is a feature likely to affect the distribution of *D. virgifera zea*. Simple visual examination of global maps produced by the EU project WATCH (Water and Global Change e.g. <http://www.waterandclimatechange.eu/land/global-land-maps-december>) showing mean monthly % soil moisture, suggests that soil moistures in areas where *D. virgifera zea* occurs can also be found in southern Europe. However, precise comparisons of monthly soil moisture between the Americas and EU are considered beyond the scope of a basic pest categorisation.

As a subtropical organism, cold temperatures and frost may limit the distribution of *D. virgifera zea*. Appendix 2, Figure c shows the mean number of frost days each year in Central and southern North America overlaid with records of *D. virgifera zea* as mapped by Krysan (1986). Frost day data for the 30-year period 1988–2017 was sourced from the Climatic Research Unit high resolution gridded data set CRU TS v. 4.03 at 0.5° resolution (<https://crudata.uea.ac.uk/cru/data/hrg/>). It is noteworthy that *D. virgifera zea* occurs primarily in regions with few frost days. Appendix 2, Figure d shows the mean number of frost days each year across Europe. A simple visual comparison of the maps in Figures b and d suggests that there are areas where climate types BSk or Cfa coincide with areas in the EU with few frost days. Maize growing regions within these areas could provide conditions suitable for *D. virgifera zea* establishment (Appendix B, Figure B.2). Therefore, we assume that climatic conditions in the EU do not limit the ability of *D. virgifera zea* to establish.

### 3.4.4. Spread

*Is the pest able to spread within the EU territory following establishment?*

**Yes**, adults can fly and typically abandon maize fields to feed on other plant species and return to oviposit. This could be the major means of spread.

*RNQPs: Is spread mainly via specific plants for planting, rather than via natural spread or via movement of plant products or other objects?*

**No**, spread is mainly natural

While larvae of *D. virgifera zea* move relatively little, adults typically abandon maize fields to feed on other plant species, and eggs can be deposited in the soil of other crops. Moreover, adults of the genus *Diabrotica* can migrate over longer distances, moving with weather features such as cold fronts (Smith et al., 1997). Early studies using allozymes (Krysan et al., 1989) and PCR–RFLP (based on the

nuDNA ITS1 region; Szalanski et al., 1999) found low levels of differentiation in geographically isolated populations of *D. virgifera zea*, suggesting high dispersal ability and limited barriers to gene flow.

### 3.5. Impacts

Would the pests' introduction have an economic or environmental impact on the EU territory?

**Yes**, the introduction of *D. virgifera zea* would most probably have an economic impact in the EU through the reduction of maize yields.

*RNQPs: Does the presence of the pest on plants for planting have an economic impact, as regards the intended use of those plants for planting?*<sup>4</sup>

Maize plants for planting are not anticipated to be a pathway for spread. Nevertheless, should *D. virgifera zea* be present on other host plants for planting, an economic impact on the intended use of the plants would be expected.

*D. virgifera zea* root damage weakens maize plants by reducing their ability to absorb water and nutrients. When roots are severely damaged, the maize plant can no longer support itself and falls over (lodges). Lodging may reduce corn yields and sometimes corn quality (Spike and Tollefson, 1991; Godfrey et al. 1993).

Yield losses resulting from rootworm feeding have been estimated to range from 0 to 15% but have been reported as high as 50% (Ward et al., 2005). In Mexico, losses in production range from 57% to 90% (in Jalisco), in Atlacomulco yield has been reduced by more than 80% when insecticide is not used (Segura-Leon, 2004). In the state of Guanajuato, Mexico, yield losses of 1,650 kg/ha have been estimated (Martínez-Jaime et al., 2014).

Larval injury is usually limited to the 3rd to 6th nodes of the maize roots because the development of these roots coincides with egg hatch and larval development. Initially, injured root tips will be discoloured or have brown lesions. Over time, primary and secondary roots can be completely pruned. Larvae often injure the succulent meristematic tissue near the root tip as the roots enter the soil. This stops root elongation giving these roots the appearance of being pruned. Larvae may tunnel into larger roots and occasionally into the plant stem. Damaged maize roots are more likely to be infected with root and stalk fungal diseases (Mitchell et al., 2019).

### 3.6. Availability and limits of mitigation measures

Are there measures available to prevent the entry into, establishment within or spread of the pest within the EU such that the risk becomes mitigated?

**Yes**, the existing measures (see Section 3.3) can mitigate the risks of entry, within the EU. Fresh maize cobs (sweetcorn) and foliage/green maize remain an open pathway and additional measures are available (see Section 3.6.1). Plants other than maize on which adults feed on pollen could provide potential pathways if transported when in flower. However, pollen hosts are generally wild plants and weeds and are not judged to provide a realistic pathway.

*RNQPs: Are there measures available to prevent pest presence on plants for planting such that the risk becomes mitigated?*

**Yes**, sourcing plants and plant parts including sweetcorn and green maize from PFA would mitigate the risk.

#### 3.6.1. Identification of additional measures

##### 3.6.1.1. Additional control measures

Potential additional control measures are listed in Table 6.

<sup>4</sup> See Section 2.1 on what falls outside EFSA's remit.

**Table 6:** Selected control measures (a full list is available in EFSA PLH Panel, 2018) for pest entry/ establishment/spread/impact in relation to currently unregulated hosts and pathways. Control measures are measures that have a direct effect on pest abundance

Information sheet title (with hyperlink to information sheet if available)	Control measure summary	Risk component (entry/establishment/spread/impact)
<b>Chemical treatments on consignments or during processing</b>	Use of chemical compounds that may be applied to plants or to plant products (i.e. maize combs, green maize) after harvest, during process or packaging operations and storage (i.e. spraying/dipping pesticides)	Entry
<b>Controlled atmosphere</b>	Treatment of plants by storage in a modified atmosphere (including modified humidity, O <sub>2</sub> , CO <sub>2</sub> , temperature, pressure)	Entry
<b>Crop rotation, associations and density, weed/volunteer control</b>	<p>Cropping practices can affect <i>D. virgifera zea</i> biology:</p> <ul style="list-style-type: none"> <li>Historically, the most effective method for <i>D. virgifera zea</i> management has been to rotate corn with soybean, sorghum; or forage grasses such as Johnson grass or wheat (Jones and Coppedge, 2000). However, in some cases damage occurred on corn roots in fields where sorghum was planted the previous year (Stewart et al., 1995). Large number of soybean pollen grains found on <i>D. virgifera zea</i> adults (Jones and Coppedge, 2000)</li> </ul>	Establishment & Spread
<b>Chemical treatments on crops including reproductive material</b>	Soil/seed-applied systemic insecticides have been applied to protect maize crops from rootworm larvae. Adult control is occasionally needed to protect maize silks and ear tips from injury (Capinera, 2001; French et al., 2014) Poor efficacy of various insecticides used to control rootworms in corn fields has been reported; however, this reduction in efficacy is primarily related to management and insecticide application issues more than insect resistance (Segura-Leon, 2004)	Establishment & spread
<b>Use of resistant and tolerant plant species/varieties</b>	<ul style="list-style-type: none"> <li>Some maize hybrids are tolerant to <i>D. virgifera zea</i> damage (Pérez Domínguez et al., 2006)</li> <li>Cultivars expressing <i>Bacillus thuringiensis</i> toxin genes were proved effective in controlling <i>D. virgifera zea</i> (Siebert et al., 2012)</li> </ul>	Establishment & spread
<b>Biological control and behavioural manipulation</b>	<p>Predaceous larvae of a soldier beetle, <i>Chauliognathus</i> sp. (Coleoptera: Cantharidae) were frequently found feeding on rootworm larvae in Mexico (Branson et al., 1982). Diseases and predators appear to play a more important role in the population dynamics of <i>D. virgifera zea</i> in Mexico compared with the <i>D. virgifera virgifera</i> of the corn belt (USA). Although a revision performed in 2009 found 290 publications on natural enemy-subtribe Diabroticina associations in the New World (Toepfer et al., 2009), research is still needed to properly exploit these natural enemies for biological control of <i>D. virgifera zea</i></p> <p>The availability of non-pheromonal attractants for <i>D. virgifera zea</i> may prove useful to programmes for managing this pest species (Lance et al., 1992)</p>	Establishment & spread

### 3.6.1.2. Additional supporting measures

Potential additional supporting measures are listed in Table 7.

**Table 7:** Selected supporting measures (a full list is available in EFSA PLH Panel et al., 2018) in relation to currently unregulated hosts and pathways. Supporting measures are organisational measures or procedures supporting the choice of appropriate risk reduction options that do not directly affect pest abundance

Information sheet title (with hyperlink to information sheet if available)	Supporting measure summary	Risk component (entry/establishment/spread/impact)
<b>Inspection and trapping</b>	Imported host plants (i.e. green maize, maize combs) could be inspected for compliance from freedom of <i>D. virgifera zea</i>	Entry
<b>Laboratory testing</b>	Examination, other than visual, to determine if pests are present using official diagnostic protocols	Entry
<b>Certified and approved premises</b>	Mandatory/voluntary certification/approval of premises is a process including a set of procedures and of actions implemented by producers, conditioners and traders contributing to ensure the phytosanitary compliance of consignments. It can be a part of a larger system maintained by a National Plant Protection Organization in order to guarantee the fulfilment of plant health requirements of plants and plant products intended for trade	Entry, establishment and spread
<b>Delimitation of Buffer zones</b>	Sourcing plants from a pest-free place of production, site or area, surrounded by a buffer zone, would minimise the probability of spread into the pest-free zone	Entry
<b>Sampling</b>	According to ISPM 31, it is usually not feasible to inspect entire consignments, so phytosanitary inspection is performed mainly on samples obtained from a consignment	Entry
<b>Phytosanitary certificate and plant passport</b>	An official paper document or its official electronic equivalent, consistent with the model certificates of the IPPC, attesting that a consignment meets phytosanitary import requirements (ISPM 5)	Entry
<b>Certification of reproductive material (voluntary/official)</b>	Mandatory/voluntary certification/approval of premises is a process including a set of procedures and of actions implemented by producers, conditioners and traders contributing to ensure the phytosanitary compliance of consignments. It can be a part of a larger system maintained by a National Plant Protection Organization in order to guarantee the fulfilment of plant health requirements of plants and plant products intended for trade	Entry, establishment and spread
<b>Surveillance</b>	ISPM 5 defines surveillance as an official process which collects and records data on pest occurrence or absence by survey, monitoring or other procedures	Establishment, spread

### 3.6.1.3. Biological or technical factors limiting the effectiveness of measures to prevent the entry, establishment and spread of the pest

No major issues with the present regulations in place.

### 3.6.1.4. Biological or technical factors limiting the ability to prevent the presence of the pest on plants for planting

No major issues with the present regulations in place.

### 3.7. Uncertainty

By its very nature of being a rapid process, uncertainty is high in a categorisation. However, the uncertainties in this case are insufficient to affect the conclusions of the categorisation.

## 4. Conclusions

*D. virgifera zae* satisfies the criteria that are within the remit of EFSA to assess for it to be regarded as a potential Union quarantine pest. *D. virgifera zae* does not meet the criteria of occurring in the EU, and plants for planting being the principal means of spread for it to be regarded as a potential Union regulated non-quarantine pest. Justification for such conclusions are summarised in Table 8

**Table 8:** The Panel’s conclusions on the pest categorisation criteria defined in Regulation (EU) 2016/2031 on protective measures against pests of plants (the number of the relevant sections of the pest categorisation is shown in brackets in the first column)

Criterion of pest categorisation	Panel’s conclusions against criterion in Regulation (EU) 2016/2031 regarding Union quarantine pest	Panel’s conclusions against criterion in Regulation (EU) 2016/2031 regarding Union regulated non-quarantine pest	Key uncertainties
<b>Identity of the pests (Section 3.1)</b>	The identity of <i>D. virgifera zae</i> is established and taxonomic keys are available for its identification to subspecies level	The identity of <i>D. virgifera zae</i> is established and taxonomic keys are available for its identification to subspecies level	
<b>Absence/presence of the pest in the EU territory (Section 3.2)</b>	<i>D. virgifera zae</i> is not known to be present in the EU	<i>D. virgifera zae</i> is not known to be present in the EU. Therefore, it does not fulfil this criterion to be regulated as a regulated non-quarantine pest (RNQP)	
<b>Regulatory status (Section 3.3)</b>	The pest is currently listed in Annex IAI of 2000/29 EC	There are no grounds to consider its status of quarantine pest to be revoked	
<b>Pest potential for entry, establishment and spread in the EU territory (Section 3.4)</b>	The pest able to enter into, become established in, and spread within, the EU territory. The main pathways are: <ul style="list-style-type: none"> <li>• Soil</li> <li>• Maize combs (sweetcorn)</li> <li>• Green maize</li> <li>• Plants for planting excluding seeds (hosts on which adults feed on pollen) imported from infested areas</li> </ul>	Adults can fly and typically abandon maize fields to feed on other plant species and return to maize to oviposit. This could be the major means of spread	
<b>Potential for consequences in the EU territory (Section 3.5)</b>	The pests’ introduction would most probably have an economic impact in the EU	Should <i>D. virgifera zae</i> be present on plants for planting (although maize is not planted but seeded), an economic impact on its intended use would be expected	

Criterion of pest categorisation	Panel's conclusions against criterion in Regulation (EU) 2016/2031 regarding Union quarantine pest	Panel's conclusions against criterion in Regulation (EU) 2016/2031 regarding Union regulated non-quarantine pest	Key uncertainties
<b>Available measures (Section 3.6)</b>	There are measures available to prevent the entry into, establishment within or spread of the pest within the EU (i.e. sourcing plants from PFA)	There are measures available to prevent pest presence on plants for planting (i.e. sourcing plants from PFA, PFPF). However, maize is not planted but seeded	
<b>Conclusion on pest categorisation (Section 4)</b>	All criteria assessed by EFSA above for consideration as a potential quarantine pest are met with no uncertainties	The criteria of the pest being present in the EU territory and plants for planting being the principal means of spread are not met for it to be regarded as a potential Union regulated non-quarantine pest. The criterion of plants for planting being the main means of spread is also not met	
<b>Aspects of assessment to focus on/scenarios to address in future if appropriate</b>	Establishment, taking soil moisture, temperature and host distribution into account in more detail to identify the endangered area		

## References

- Anon, 2014. COMMISSION RECOMMENDATION of 6 February 2014 on measures to control *Diabrotica virgifera virgifera* Le Conte in Union areas where its presence is confirmed. Official Journal of the European Union, L 38/46 (2014/63/EU).
- Branson TF, Reyes J and Valdes H, 1982. Field biology of Mexican corn rootworm, *Diabrotica virgifera zea* (Coleoptera: Chrysomelidae), in Central Mexico. Environmental Entomology, 11, 1078–1083.
- Brown WL, Zuber MS, Darrah LL and Glover DV, 1985. Origin, adaptation, and types of corn. Iowa State University, Cooperative Extension Service, NCH-10. Available online: <https://corn.agronomy.wisc.edu/Management/pdfs/NCH10.pdf>. [Accessed 21 July 2019].
- Capinera JL, 2001. Handbook of vegetable pests. Academic, San Diego, 729 pp. Available online: [https://books.google.es/books?hl=ca&lr=&id=8j7kOlaLhSwC&oi=fnd&pg=PP1&ots=NRpyCvAlrn&sig=yFt3w9WWYq9tnIzXfrrVjgZVRp4&redir\\_esc=y#v=onepage&q&f=false](https://books.google.es/books?hl=ca&lr=&id=8j7kOlaLhSwC&oi=fnd&pg=PP1&ots=NRpyCvAlrn&sig=yFt3w9WWYq9tnIzXfrrVjgZVRp4&redir_esc=y#v=onepage&q&f=false)
- Carrasco LR, Harwood TD, Toepfer S, MacLeod A, Levay N, Kiss J, Baker RHA, Mumford JD and Knight JD, 2010. Dispersal kernels of the invasive alien western corn rootworm and the effectiveness of buffer zones in eradication programmes in Europe. Annals of Applied Biology, 156, 63–77.
- Ciosi M, Miller NJ, Kim KS, Giordano R, Estoup A and Guillemaud T, 2008. Invasion of Europe by the western corn rootworm, *Diabrotica virgifera virgifera*: multiple transatlantic introductions with various reductions of genetic diversity. Molecular Ecology, 17, 3614–3627.
- Clark SM, LeDoux DG, Seeno TS, Riley EG, Gilbert AJ and Sullivan JM, 2004. Host plants of leaf beetle species occurring in the United States and Canada (Coleoptera: Megalopodidae, Orsodacnidae, Chrysomelidae, excluding Bruchinae). Coleopterists Society Special Publication No. 2. Sacramento, CA. 476 pp.
- Clark TL, Meinke LJ and Foster JE, 2001a. Molecular phylogeny of *Diabrotica* beetles (Coleoptera: Chrysomelidae) inferred from analysis of combined mitochondrial and nuclear DNA sequences. Insect Mol. Ecol., 10(4), 303–314.
- Clark TL, Meinke LJ and Foster JE, 2001b. PCR-RFLP of the mitochondrial cytochrome oxidase (subunit I) gene provides diagnostic markers for selected *Diabrotica* species (Coleoptera: Chrysomelidae). Bulletin of Entomological Research, 91, 419–427.
- Cocke J Jr, Stewart JW, Morris M and Newton W, 1994. Emergence patterns of Mexican corn rootworm, *Diabrotica virgifera zea*, adults in south and Central Texas. Southwest. Entomol, 19, 347–354.
- Derunkov et al., 2013. Available online: <https://idtools.org/id/beetles/diabrotica/factsheet.php?name=6838>

- Derunkov A, Prado LR, Tishechkin AK and Konstantinov AS, 2015. New species of *Diabrotica* Chevrolat (Coleoptera: Chrysomelidae: Galerucinae) and a key to *Diabrotica* and related genera: results of a synopsis of North and Central American *Diabrotica* species. *Journal of Insect Biodiversity*, 3, 1–55.
- Eben A and Espinosa MA, 2004. Ideas on the systematics of the genus *Diabrotica* Wilcox and other related leaf beetles. In: Jolivet P, Santiago JAB and Schmitt M (eds.). *New Developments in the Biology of Chrysomelidae*. SPB Academic Publishing, Library Research Associates, The Hague, Netherlands, Walden, NY. pp. 59–73.
- EFSA PLH Panel (EFSA Panel on Plant Health), Jeger M, Bragard C, Caffier D, Candresse T, Chatzivassiliou E, Dehnen-Schmutz K, Gregoire J-C, Jaques Miret JA, MacLeod A, Navajas Navarro M, Niere B, Parnell S, Potting R, Rafoss T, Rossi V, Urek G, Van Bruggen A, Van Der Werf W, West J, Winter S, Hart A, Schans J, Schrader G, Suffert M, Kertesz V, Kozelska S, Mannino MR, Mosbach-Schulz O, Pautasso M, Stancanelli G, Tramontini S, Vos S and Gilioli G, 2018. Guidance on quantitative pest risk assessment. *EFSA Journal* 2018;16(8):5350, 86 pp. Available online: <https://doi.org/10.2903/j.efsa.2018.5350>
- Ehrlén J and Morris WF, 2015. Predicting changes in the distribution and abundance of species under environmental change. *Ecology Letters*, 18, 303–314. <https://doi.org/10.1111/ele.12410>
- EPPO (European and Mediterranean Plant Protection Organization), online, 2019. EPPO Global Database. Available online: <https://gd.eppo.int>
- FAO (Food and Agriculture Organization of the United Nations), 1995. ISPM (International standards for phytosanitary measures) No 4. Requirements for the establishment of pest free areas. Available online: <https://www.ippc.int/en/publications/614/>
- FAO (Food and Agriculture Organization of the United Nations), 2004. ISPM (International Standards for Phytosanitary Measures) 21—Pest risk analysis of regulated non-quarantine pests. FAO, Rome, 30 pp. Available online: [https://www.ippc.int/sites/default/files/documents//1323945746\\_ISPM\\_21\\_2004\\_En\\_2011-11-29\\_Refor.pdf](https://www.ippc.int/sites/default/files/documents//1323945746_ISPM_21_2004_En_2011-11-29_Refor.pdf)
- FAO (Food and Agriculture Organization of the United Nations), 2013. ISPM (International Standards for Phytosanitary Measures) 11—Pest risk analysis for quarantine pests. FAO, Rome, 36 pp. Available online: [https://www.ippc.int/sites/default/files/documents/20140512/isp\\_m\\_11\\_2013\\_en\\_2014-04-30\\_201405121523-494.65%20KB.pdf](https://www.ippc.int/sites/default/files/documents/20140512/isp_m_11_2013_en_2014-04-30_201405121523-494.65%20KB.pdf)
- FAO (Food and Agriculture Organization of the United Nations), 2017. ISPM (International standards for phytosanitary measures) No 5. Glossary of phytosanitary terms. Available online: <https://www.ippc.int/en/publications/622/>
- French BW, Coates BS and Sappington TW, 2014. Inheritance of an extended diapause trait in the northern corn rootworm, *Diabrotica barberi* (Coleoptera: Chrysomelidae). *Journal of Applied Entomology*, 138, 213–221. <https://doi.org/10.1111/j.1439-0418.2012.01751.x>
- Giordano R, Jackson JJ and Robertson HM, 1997. The role of *Wolbachia* bacteria in reproductive incompatibilities and hybrid zones of *Diabrotica* beetles and *Gryllus* crickets. *Proceedings of the National Academy of Sciences of the United States of America*, 94, 11439–11444.
- Godfrey LD, Meinke LJ and Wright RJ, 1993. Vegetative and reproductive biomass accumulation in fieldcorn: response to root injury by western corn rootworm (Coleoptera: Chrysomelidae). *Journal of Economic Entomology*, 86, 1557–1573.
- Guss PL, Sonnet PE, Carney RL, Branson TF and Tumlinson JH, 1984. Response of *Diabrotica virgifera virgifera*, *D. v. zea*, and *D. porraeae* to stereoisomers of 8-methyl-2-decyl propanoate. *Journal of chemical ecology*, 10, 1123–1131.
- Jones GD and Coppedge JR, 2000. Foraging Resources of Adult Mexican Corn Rootworm (Coleoptera: Chrysomelidae) in Bell County, Texas. *Journal of Economic Entomology*, 93, 636–643. <https://doi.org/10.1603/0022-0493-93.3.636>
- Kim KS and Sappington TW, 2005. Genetic structuring of western corn rootworm (Coleoptera: Chrysomelidae) populations in the U.S. based on microsatellite loci analysis. *Environmental Entomology*, 34, 494–503.
- Kim KS, French BW, Sumerford DV and Sappington TW, 2007. Genetic diversity in laboratory colonies of western corn rootworm (Coleoptera: Chrysomelidae), including a non-diapause colony. *Environmental Entomology*, 36, 637–645.
- Kottek M, Grieser J, Beck C, Rudolf B and Rubel F, 2006. World map of Köppen- Geiger climate classification updated. *Meteorologische Zeitschrift*, 15, 259–263.
- Krysan JL, 1978. Diapause, quiescence, and moisture in egg of western corn rootworm, *Diabrotica virgifera*. *Journal of Insect Physiology*, 24, 535–540.
- Krysan JL, 1986. Introduction: Biology, Distribution, and Identification of Pest *Diabrotica*. In: Krysan JL and Miller TA (eds.). *Methods for the Study of Pest Diabrotica*. Springer Series in Experimental Entomology, Springer, New York, NY.
- Krysan JL, Branson TF and Diaz GC, 1977. Diapause in *Diabrotica virgifera* (Coleoptera: Chrysomelidae): a comparison of eggs from temperate and subtropical climates. *Entomologia Experimentalis et Applicata*, 22, 81–89.
- Krysan JL, Smith RF, Branson TF and Guss PL, 1980. A New Subspecies of *Diabrotica virgifera* (Coleoptera: Chrysomelidae): Description, Distribution, and Sexual Compatibility. *Annals of The Entomological Society of America*, 73(2), 123–130.

- Krysan JL, McDonald IC and Tumlinson JH, 1989. Phenogram based on allozymes and its relationship to classical biosystematics and pheromone structure among eleven *Diabrotica* species (Coleoptera: Chrysomelidae). *Annals of the Entomological Society of America*, 82, 574–581.
- Lance DR, Scholtz W, Stewart JW and Fergen JK, 1992. Non-Pheromonal Attractants for Mexican Corn Rootworm Beetles, *Diabrotica virgifera zea* (Coleoptera: Chrysomelidae). *Journal of the Kansas Entomological Society*, 65, 10–15.
- MacLeod A and Korycinska A, 2019. Detailing Koppen-Geiger climate zones at a country and regional level: a resource for pest risk analysis. *EPP0 Bulletin*, 49, 73–82.
- Martínez-Jaime OA, Salas-Araiza MD, Díaz-García M, Bucio-Villalobos CM and Salazar-Solís E, 2014. Comparison of Population Growth Curves of Three *Diabrotica* (Coleoptera: Chrysomelidae) Species in Maize (*Zea mays* L.) in Irapuato, Guanajuato, Mexico. *Southwestern Entomologist*, 39, 581–593. <https://doi.org/10.3958/059.039.0317>
- McDonald IC, Krysan JL and Johnson OA, 1985. Genetic variation within and among geographical populations of *Diabrotica barberi* (Coleoptera: Chrysomelidae). *Annals of the Entomological Society of America*, 78, 271–278.
- Meinke LJ, 2008. Western Corn Rootworm, *Diabrotica virgifera virgifera* Leconte (Coleoptera: Chrysomelidae). In: Capinera JL (eds.). *Encyclopedia of Entomology*. Springer, Dordrecht. [https://doi.org/10.1007/978-1-4020-6359-6\\_2242](https://doi.org/10.1007/978-1-4020-6359-6_2242)
- Mitchell SB, Ciha AJ and Tollefson JJ, 2019. Corn Rootworm and Management. Available online: <https://masters.a.gron.iastate.edu/files/mitchellsteven-cc.pdf> (Accessed: 15 July 2019).
- Pérez Domínguez JF, Romero Rosales F, Soltero Díaz L and Álvarez Zagoya R, 2006. Susceptibilidad en híbridos de maíz a Diabrotica (*Diabrotica virgifera zea*) en México. *Agricultura Técnica en México*, 32, 143–151.
- Segura-Leon OL, 2004. Phylogeography of *Diabrotica virgifera* LeConte and *Diabrotica virgifera zea* Krysan and Smith (Coleoptera: Chrysomelidae). PhD Dissertation, University of Nebraska. 157 pp.
- Siebert MW, Nolting SP, Hendrix W, Dhavala S, Craig C, Leonard BR, Stewart SD, All J, Musser FR, Buntin GD and Samuel L, 2012. Evaluation of Corn Hybrids Expressing Cry1F, Cry1A.105, Cry2Ab2, Cry34Ab1/Cry35Ab1, and Cry3Bb1 Against Southern United States Insect Pests. *Journal of Economic Entomology*, 105, 1825–1834, (1 October 2012). <https://doi.org/10.1603/ec12155>
- Sivcev I, Stankovic S, Kostic M, Lakic N and Popovik Z, 2009. Population density of *Diabrotica virgifera virgifera* LeConte beetles in Serbian first year and continuous maize fields. *Journal of Applied Entomology*, 133, 430–437.
- Smith IM, McNamara DG, Scott PR and Holderness M (eds.), 1997. *Diabrotica barberi* and *Diabrotica virgifera*. In: *Quarantine Pests for Europe*. 2nd Edition. CABI/EPP0, Wallingford, 1425 pp.
- Spike BP and Tollefson JJ, 1991. Yield response of corn subjected to western corn rootworm (Coleoptera: Chrysomelidae) infestation and lodging. *Journal of Economic Entomology*, 84, 1585–1590.
- Spurgeon DW, Esquivel JF and Suh CP-C, 2004. Population patterns of Mexican corn rootworm (Coleoptera: Chrysomelidae) adults indicated by different sampling methods. *Journal of Economic Entomology*, 97, 687–694.
- Stewart JW, Cocke J Jr, Taylor J and Williams R, 1995. Mexican corn rootworm emergence from corn fields where sorghum was grown the previous season. *Southwest. Entomol*, 20, 229–230.
- Sutherst RW and Maywald GF, 1985. A computerised system for matching climates in ecology. *Agriculture Ecosystems and Environment*, 13, 281–299.
- Szalanski AL, Roehrdanz RL, Taylor DB and Chandler L, 1999. Genetic variation in geographical populations of western and Mexican corn rootworm. *Insect Molecular Biology*, 8, 519–525.
- Tallamy DW, Hibbard BE, Clark TL and Gillespie JJ, 2005. Western Corn Rootworm, Cucurbits and Cucurbitacins. In: Vidal S, Kuhlmann U and Edwards R (eds.). *Western Corn Rootworm Ecology and Management*, CABI Publishing, UK, pp. 67–93.
- Toepfer S, Haye T, Erlandson M, Goettel M, Lundgren JG, Kleespies RG, Weber DC, Cabrera Walsh G, Peters A, Ehlers R-U, Strasser H, Moore D, Keller S, Vidal S and Kuhlmann U, 2009. A review of the natural enemies of beetles in the subtribe Diabroticina (Coleoptera: Chrysomelidae): implications for sustainable pest management. *Biocontrol Science and Technology*, 19, 1–65. <https://doi.org/10.1080/09583150802524727>
- Trewartha GT and Horn LH, 1980. *An Introduction to Climate*. McGraw-Hill, New York.
- Waits ER and Stolz U, 2008. Polymorphic microsatellite loci from northern and Mexican corn rootworms (Insecta: Coleoptera: Chrysomelidae) and cross-amplification with other *Diabrotica* spp. *Molecular Ecology Resources*, 8, 707–709.
- Ward DP, DeGooyer TA, Vaughn TT, Head GP, McKee MJ, Astwood JD and Pershing JC, 2005. Genetically enhanced maize as a potential management option for corn rootworm: YieldGard® rootworm maize case study. In: Vidal S, Kuhlmann U and Edwards R (eds.). *Western Corn Rootworm: Ecology and Management*. CABI Publishing, Wallingford, UK, pp. 239–262.

## Glossary

Containment (of a pest)	Application of phytosanitary measures in and around an infested area to prevent spread of a pest (FAO, 1995, 2017)
Control (of a pest)	Suppression, containment or eradication of a pest population (FAO, 1995, 2017)



Entry (of a pest)	Movement of a pest into an area where it is not yet present, or present but not widely distributed and being officially controlled (FAO, 2017)
Eradication (of a pest)	Application of phytosanitary measures to eliminate a pest from an area (FAO, 2017)
Establishment (of a pest)	Perpetuation, for the foreseeable future, of a pest within an area after entry (FAO, 2017)
Impact (of a pest)	The impact of the pest on the crop output and quality and on the environment in the occupied spatial units
Introduction (of a pest)	The entry of a pest resulting in its establishment (FAO, 2017)
Measures	Control (of a pest) is defined in ISPM 5 (FAO 2017) as 'Suppression, containment or eradication of a pest population' (FAO, 1995). Control measures are measures that have a direct effect on pest abundance. Supporting measures are organisational measures or procedures supporting the choice of appropriate Risk Reduction Options that do not directly affect pest abundance.
Pathway	Any means that allows the entry or spread of a pest (FAO, 2017)
Phytosanitary measures	Any legislation, regulation or official procedure having the purpose to prevent the introduction or spread of quarantine pests, or to limit the economic impact of regulated non-quarantine pests (FAO, 2017)
Protected zones (PZ)	A protected zone is an area recognised at EU level to be free from a harmful organism, which is established in one or more other parts of the Union.
Quarantine pest	A pest of potential economic importance to the area endangered thereby and not yet present there, or present but not widely distributed and being officially controlled (FAO, 2017)
Regulated non-quarantine pest	A non-quarantine pest whose presence in plants for planting affects the intended use of those plants with an economically unacceptable impact and which is therefore regulated within the territory of the importing contracting party (FAO, 2017)
Risk reduction option (RRO)	A measure acting on pest introduction and/or pest spread and/or the magnitude of the biological impact of the pest should the pest be present. A RRO may become a phytosanitary measure, action or procedure according to the decision of the risk manager
Spread (of a pest)	Expansion of the geographical distribution of a pest within an area (FAO, 2017)

## Abbreviations

EPPO	European and Mediterranean Plant Protection Organization
FAO	Food and Agriculture Organization
IPPC	International Plant Protection Convention
ISPM	International Standards for Phytosanitary Measures
MS	Member State
PLH	EFSA Panel on Plant Health
PZ	Protected Zone
RNQP	Regulated non-quarantine pest
TFEU	Treaty on the Functioning of the European Union
ToR	Terms of Reference

## Appendix A – Detailed area of maize in EU Member States

Area of grain maize and corn-cob-mix cultivation/harvested/production (Eurostat code C1500) in EU Member States 2014–2018 (1000 ha) (Source: Eurostat).

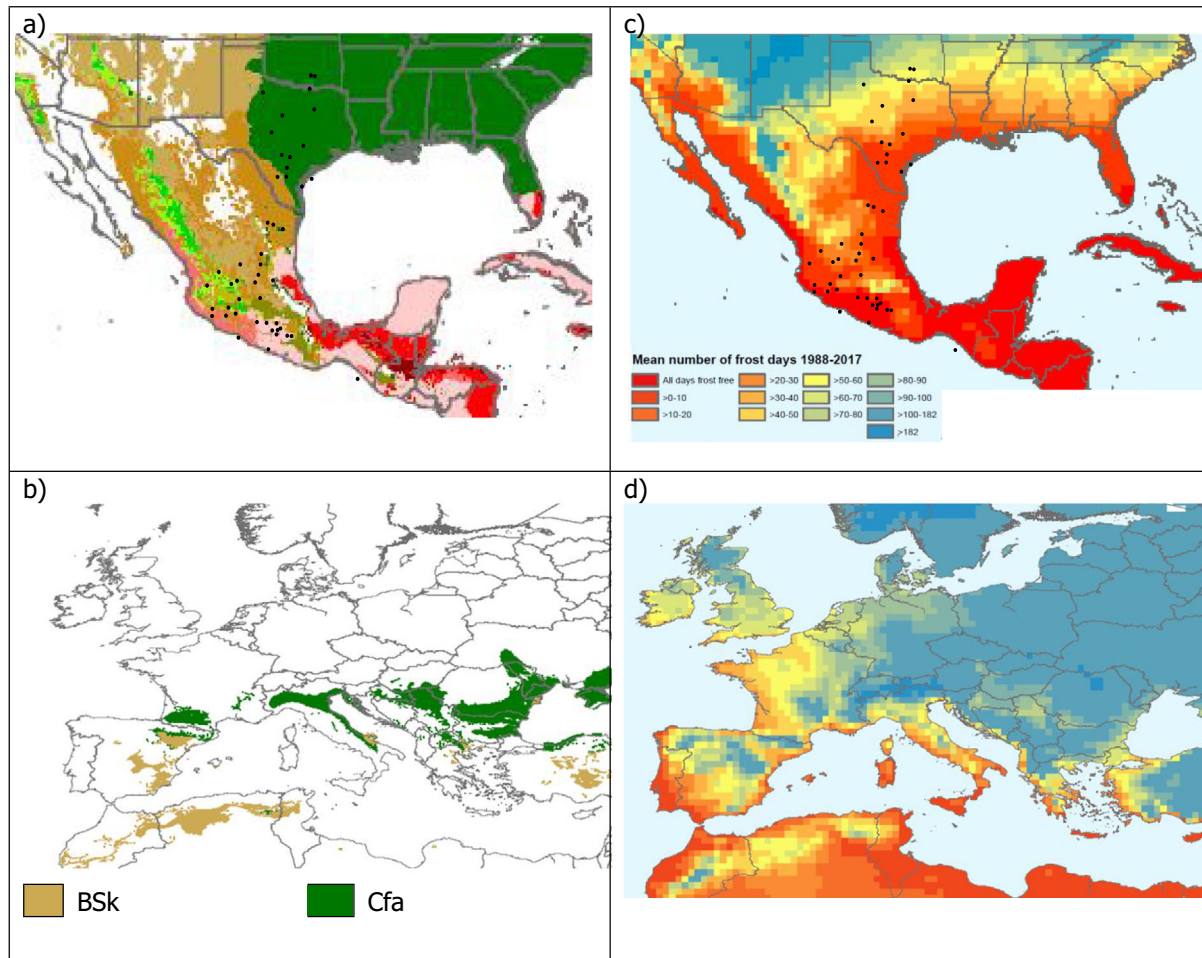
	2014	2015	2016	2017	2018	5-year mean	% of 5-year mean
EU 28	9,610.16	9,255.56	8,563.21	8,271.64	8,286.69	8797.452	100.0
Romania	2,513.56	2,608.06	2,584.22	2,405.24	2,415.25	2505.266	28.5
France	1,848.07	1,639.49	1,458.32	1,435.70	1,423.92	1561.1	17.7
Hungary	1,191.42	1,146.13	1,011.56	988.82	943.98	1056.382	12.0
Italy	869.95	727.37	660.73	645.74	614.31	703.62	8.0
Poland	678.25	670.30	593.50	562.11	645.41	629.914	7.2
Germany	481.30	455.50	416.30	432.00	410.90	439.2	5.0
Bulgaria	408.40	498.64	406.94	398.15	444.50	431.326	4.9
Spain	418.55	398.26	359.28	333.63	326.60	367.264	4.2
Croatia	252.57	263.97	252.07	247.12	235.00	250.146	2.8
Austria	216.32	188.73	195.25	209.48	209.90	203.936	2.3
Slovakia	216.19	191.44	184.81	187.81	178.56	191.762	2.2
Greece	159.78	152.05	139.48	132.49	133.37	143.434	1.6
Portugal	107.64	97.91	88.61	86.52	90.46	94.228	1.1
Czech Republic	98.75	79.97	86.41	86.00	81.85	86.596	1.0
Belgium	62.83	58.40	52.10	49.00	53.99	55.264	0.6
Slovenia	38.33	37.74	36.39	38.29	36.75	37.5	0.4
Netherlands	18.00	15.80	12.27	12.25	13.77	14.418	0.2
Lithuania	19.00	11.71	12.43	9.93	13.39	13.292	0.2
Denmark	10.10	9.00	5.70	5.10	6.30	7.24	0.1
UK	0.00	4.00	5.00	5.00	7.20	4.24	0.0
Sweden	0.95	1.33	1.71	1.19	1.17	1.27	0.0
Luxembourg	0.22	0.14	0.13	0.08	0.09	0.132	0.0

Area of green maize (forage maize) cultivation/harvested/production (Eurostat code G3000) in EU Member States 2014–2018 (1000 ha) (Source: Eurostat).

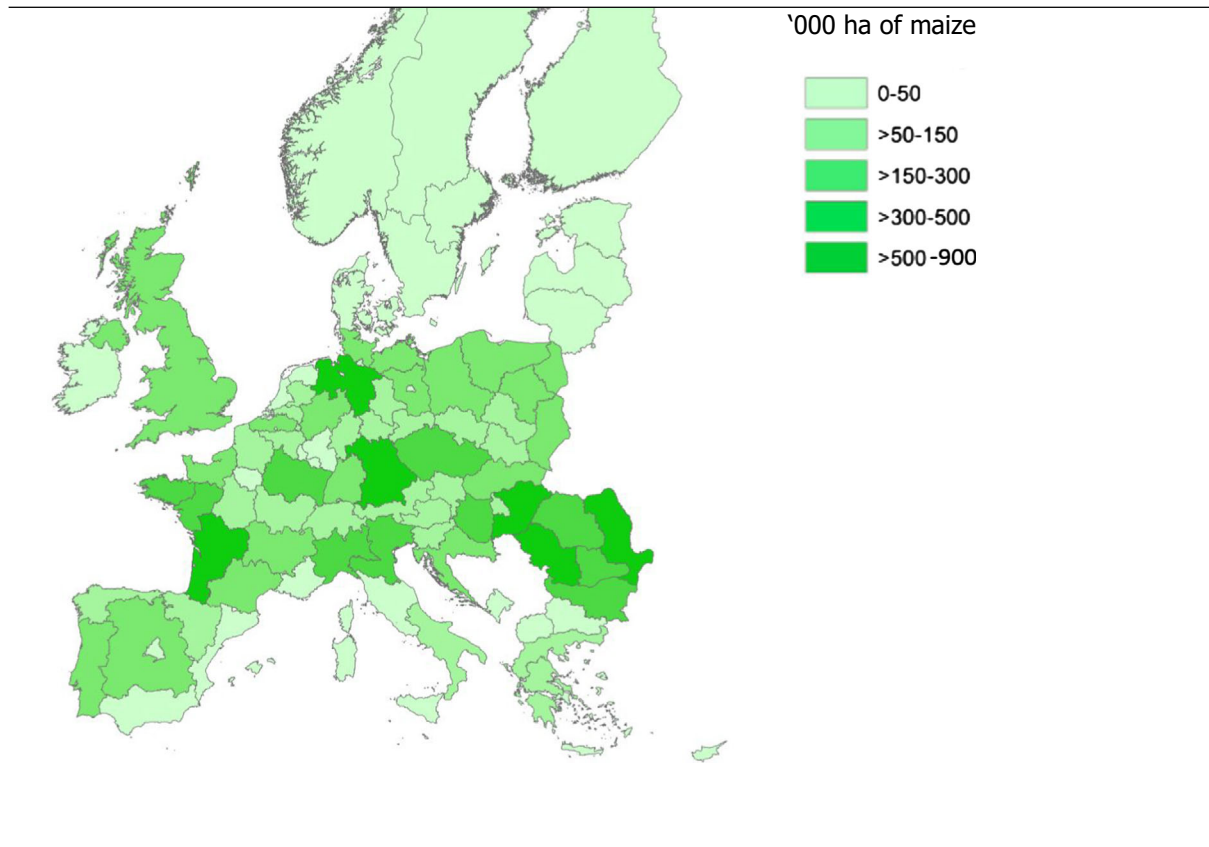
	2014	2015	2016	2017	2018	5-year mean	% of 5-year mean
EU 28	6,147.80	6,267.95	6,256.88	6,183.30	6,363.05	6243.796	100.0
Germany	2,092.60	2,100.40	2,137.60	2,095.90	2,195.90	2124.48	34.0
France	1,411.80	1,475.23	1,433.16	1,406.01	1,422.20	1429.68	22.9
Poland	541.21	555.20	597.00	596.01	601.58	578.2	9.3
Italy	342.74	336.93	325.04	342.10	355.33	340.428	5.5
Czech Republic	237.24	244.96	234.40	223.21	224.11	232.784	3.7
Netherlands	226.00	223.86	203.81	203.51	203.25	212.086	3.4
UK	171.00	179.00	186.00	197.40	224.00	191.48	3.1
Denmark	178.20	182.40	182.40	166.70	179.60	177.86	2.8
Belgium	178.12	173.34	168.74	171.28	179.74	174.244	2.8
Greece	82.84	90.18	118.69	125.55	125.83	108.618	1.7
Spain	112.97	107.92	106.24	107.36	107.42	108.382	1.7
Austria	83.46	91.99	84.64	82.19	83.35	85.126	1.4
Slovakia	85.79	89.52	78.05	81.44	73.11	81.582	1.3
Portugal	85.39	80.78	80.26	78.43	79.03	80.778	1.3
Hungary	85.08	89.98	76.41	69.05	64.22	76.948	1.2
Romania	48.27	46.34	51.42	50.10	47.06	48.638	0.8
Slovenia	29.49	28.73	28.69	29.19	29.82	29.184	0.5
Croatia	28.79	32.60	30.98	28.29	25.00	29.132	0.5

	2014	2015	2016	2017	2018	5-year mean	% of 5-year mean
Bulgaria	25.13	26.56	31.10	29.93	27.24	27.992	0.4
Lithuania	28.50	29.25	26.59	24.34	28.25	27.386	0.4
Latvia	21.20	25.40	25.90	22.10	25.50	24.02	0.4
Sweden	15.67	15.65	15.74	16.80	17.17	16.206	0.3
Luxembourg	14.75	14.45	14.94	15.19	15.87	15.04	0.2
Ireland	13.87	12.85	10.92	11.88	17.76	13.456	0.2
Estonia	7.40	8.50	7.96	9.18	10.55	8.718	0.1
Cyprus	0.31	0.30	0.20	0.17	0.16	0.228	0.0

**Appendix B – Maps of climate types, frost days and EU maize area**



**Figure B.1:** Koppen–Geiger climate types and mean number of frost days in North and Central America which were visually compared to Europe (see Section 3.4.3 for detail). Black dots in (a) and (c) indicate occurrence of *D. virgifera zea* (from Krysan et al., 1980)



**Figure B.2:** EU area of maize production, NUTS 1 (1,000 ha of grain, corn-cob-mix and green maize)  
Source: <http://appsso.eurostat.ec.europa.eu/nui/setupDownloads.do> Data for 2017 or 2016