

The 2009 European Elections

Summary of the results of a recent
Eurobarometer survey

December 2008

1. Methodology



1. Methodology

- **Face-to-face surveys in respondents' homes**
- **The advantages of a face-to-face survey such as the Eurobarometer:**
 - F2F ensures a more representative sample (on the one hand, problem of countries where the fixed line telephone penetration rates are too low and, on the other hand, countries that have only a mobile phone)
 - The data collection method is homogeneous across all the countries polled in the Eurobarometer, which ensures the comparability of results
 - Respondents can be shown materials
 - Certain difficult questions sometimes require the use of show cards
 - Sensitive questions can be asked in a self-administered way

1. Methodology (cont.)

- **Dates of fieldwork: 06/10/2008 – 06/11/2008**
- Total number of interviews: 26 618 (around 1000 per country)
 - Population: representative sample of the population aged 15 or over resident in the country and EU citizens
 - Selection of respondents: random (“next birthday rule”), after geographical stratification (by region and size of locality)
 - Coverage: the 27 European Union Member States

2. The themes addressed



2. Themes addressed

- **The 2009 European elections**
- **Europeans and the European Union**
- **Europeans and the Parliament**

3. Main findings



3. Main findings

- **In the context of an economic crisis, Europeans want to put economic growth, unemployment and inflation forward as the themes that should be the center of the 2009 campaign**
- **Their knowledge of the date of the European elections is improving, but the interest is slightly decreasing**
- **More than half of Europeans want the building of Europe process to be pursued**
- **The Parliament is the European institution that Europeans trust the most**

Nota Bene : the analyse of the results must take into account the fact that the survey has been conducted in the middle of the economic and financial crisis (Oct. and Nov.)

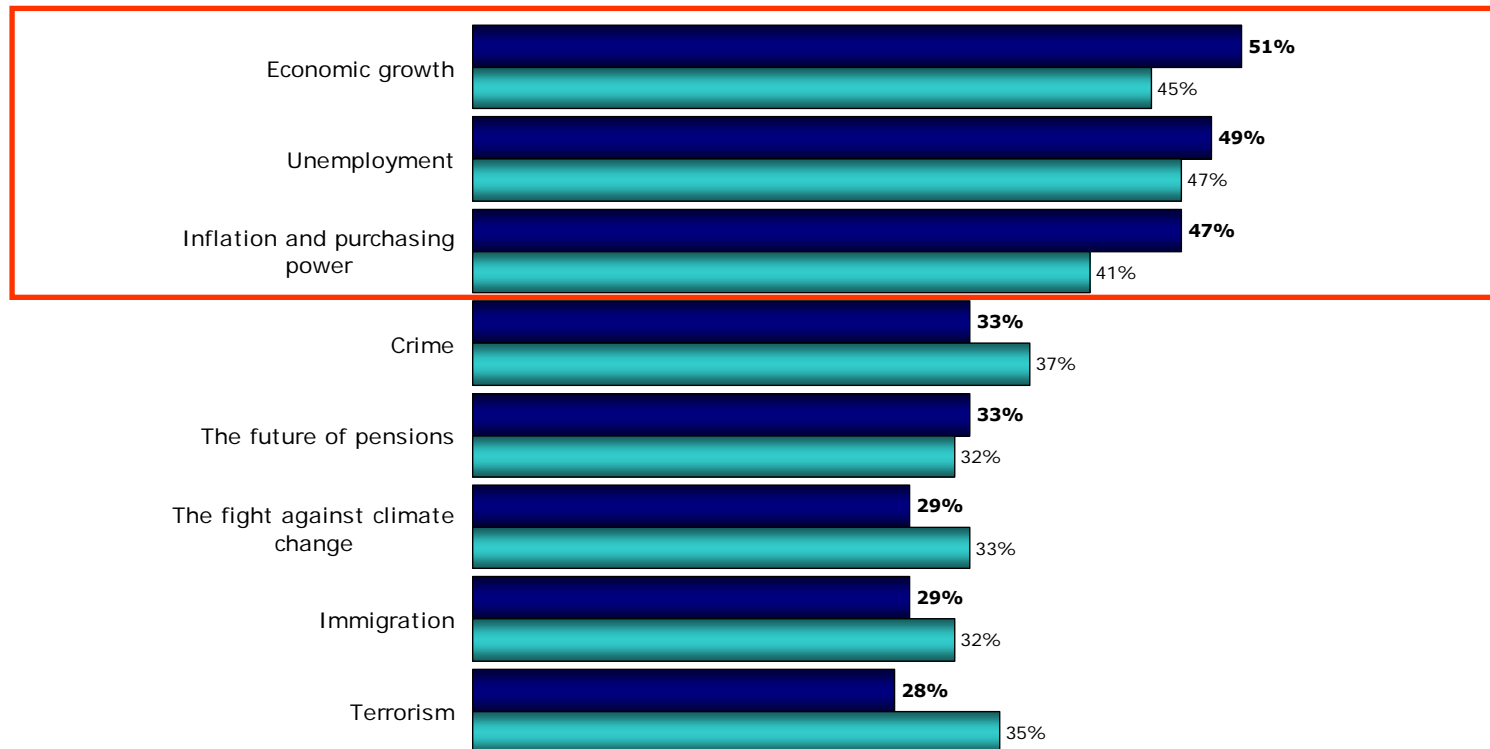
4. The 2009 European elections



4.1. Campaign themes

QD6T Themes for the next European elections - % EU27

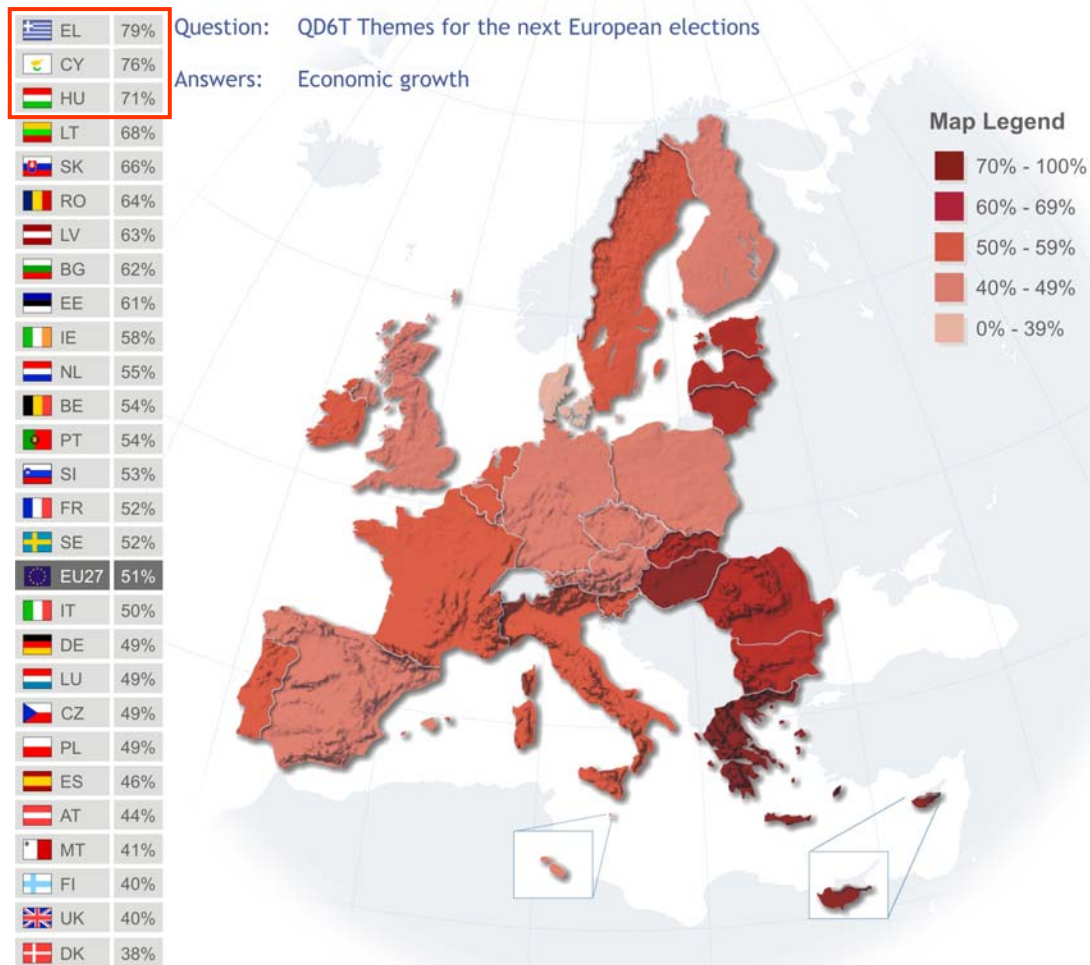
■ EB70 Aut. 2008 ■ EB69 Sp. 2008



- Economic growth, unemployment, inflation and purchasing power: **Europeans want economic themes to be at the center of the campaign for the 2009 elections**



** Other themes quoted by less than 20% of respondents: The single currency, the Euro; Agriculture ; The role of EU in the international scene; The powers and competences of the European institutions; European values and identity ; The preservation of the European social model*

4.2. Campaign themes : economic growth



- Economic growth largely cited in Greece (79%), in Cyprus (76%) and in Hungary (71%)

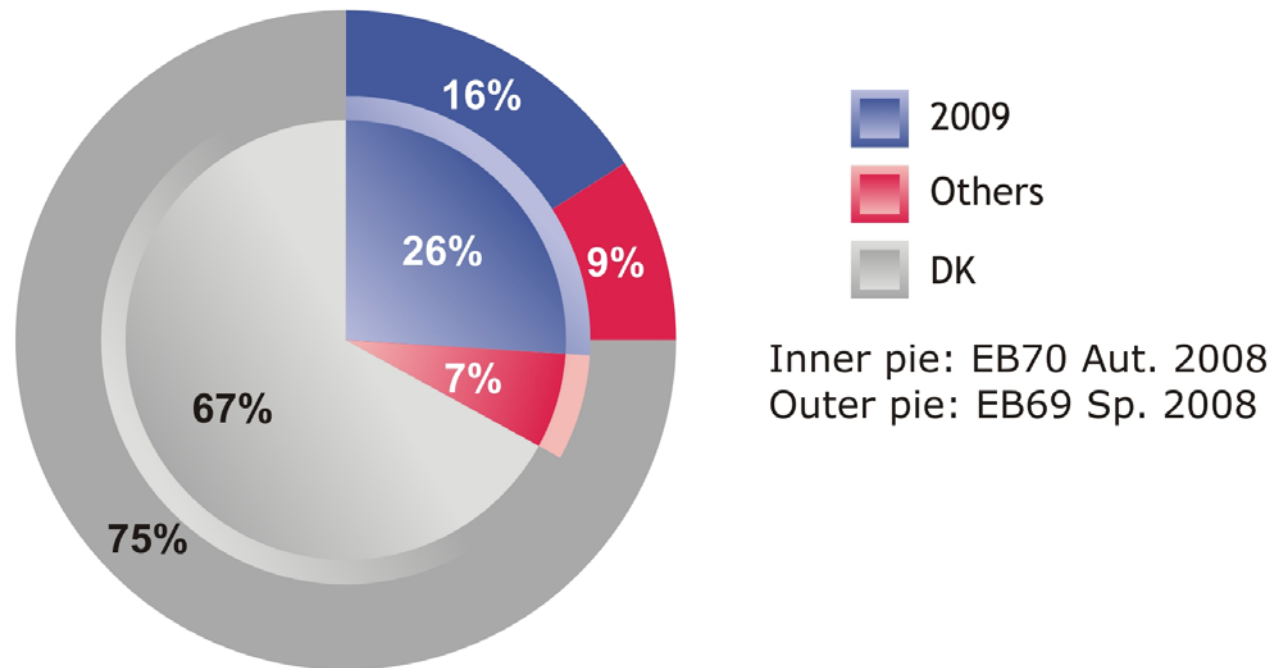
4.3. Campaign themes

QD6T Themes for the next European elections				
		Economic growth	Unemployment	Inflation and purchasing power
EU27		51%	49%	47%
Sex				
	Male	53%	48%	48%
	Female	48%	49%	47%
Age				
	15-24	46%	51%	45%
	25-39	56%	50%	49%
	40-54	53%	50%	50%
	55 +	47%	46%	45%

- Men are more likely than women to put economic growth as a priority
- The youngest and the eldest respondents are the least concerned by economic growth

4.4. The date of the European elections

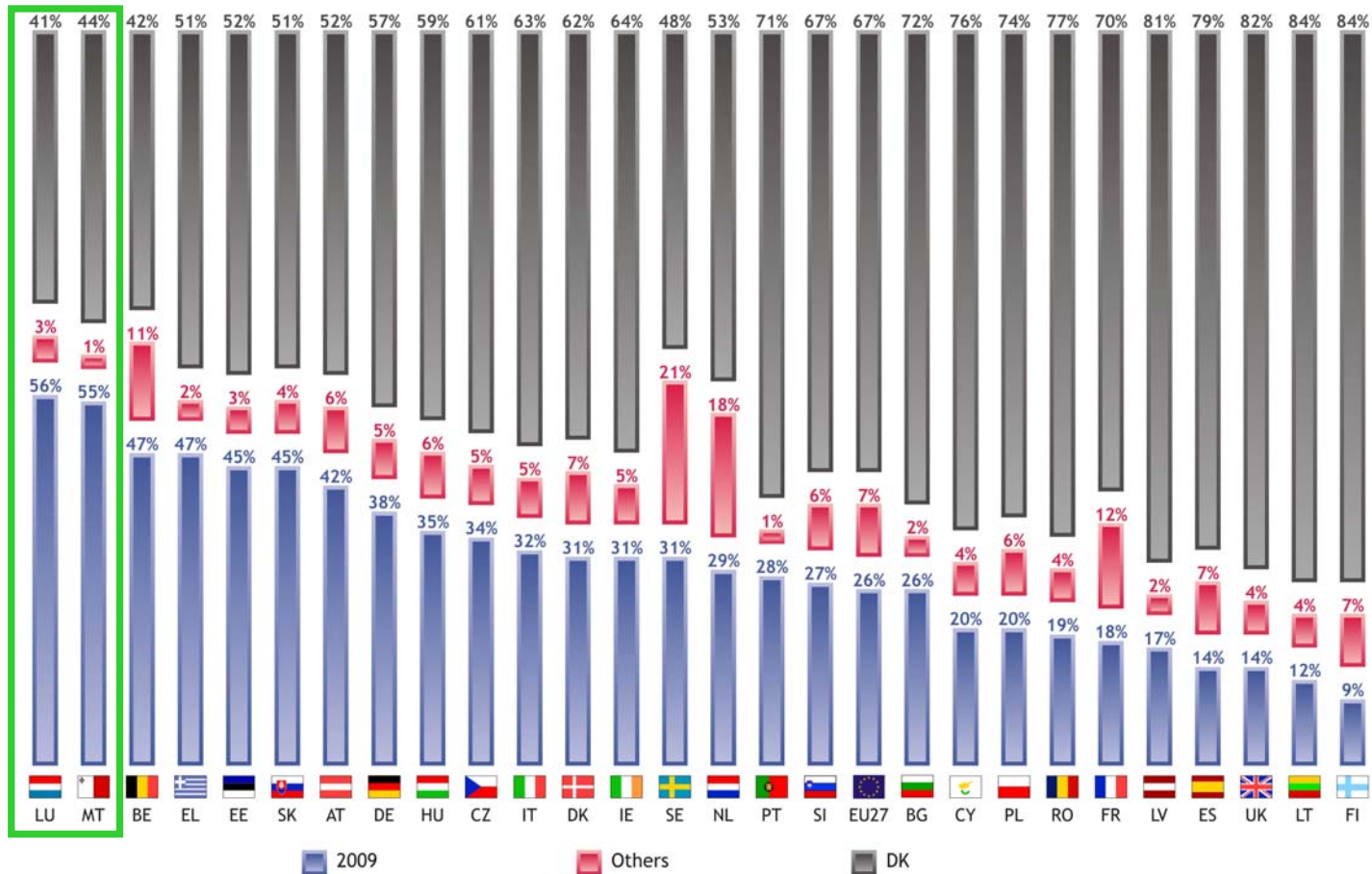
Question: QD3. In your opinion, when will the next European elections be held, here in (OUR COUNTRY)?



- **26%** of respondents are aware that European elections will be held in 2009, compared with 7% who think that they will be held in another year and 67% who did not answer the question
- The number of respondents who know the year in which the next European elections will be held has therefore increased by **10 percentage points** since the previous wave (16% in spring 2008)

4.5. The date of the European elections

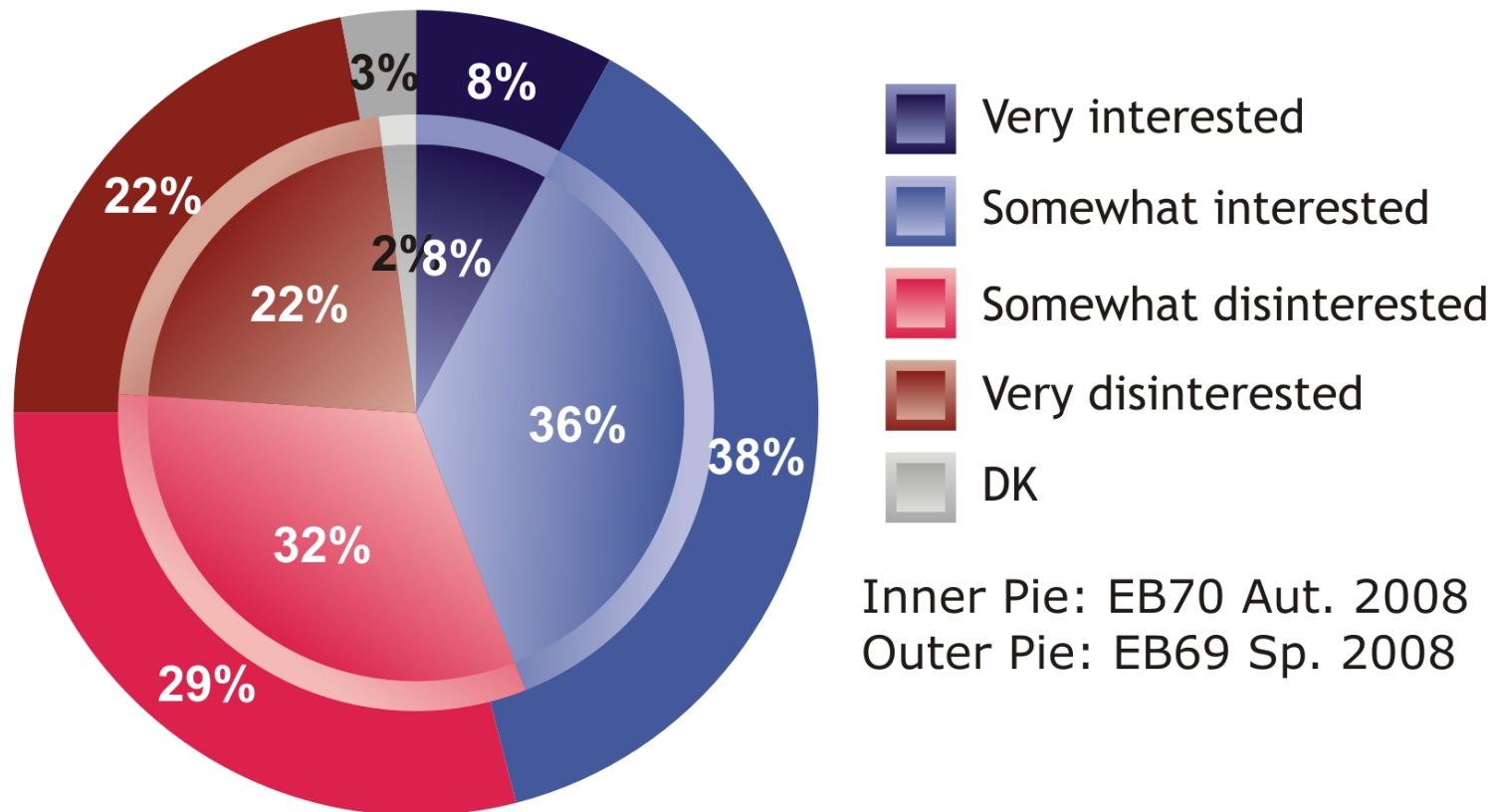
Question: QD3. In your opinion, when will the next European elections be held, here in (OUR COUNTRY)?



- More than half of the Luxemburger and of the Maltese are aware that European elections will be held in 2009

4.6. Interest in the European elections

Question: QD4. The next European elections will be held in June 2009. How interested or disinterested would you say you are in these elections?

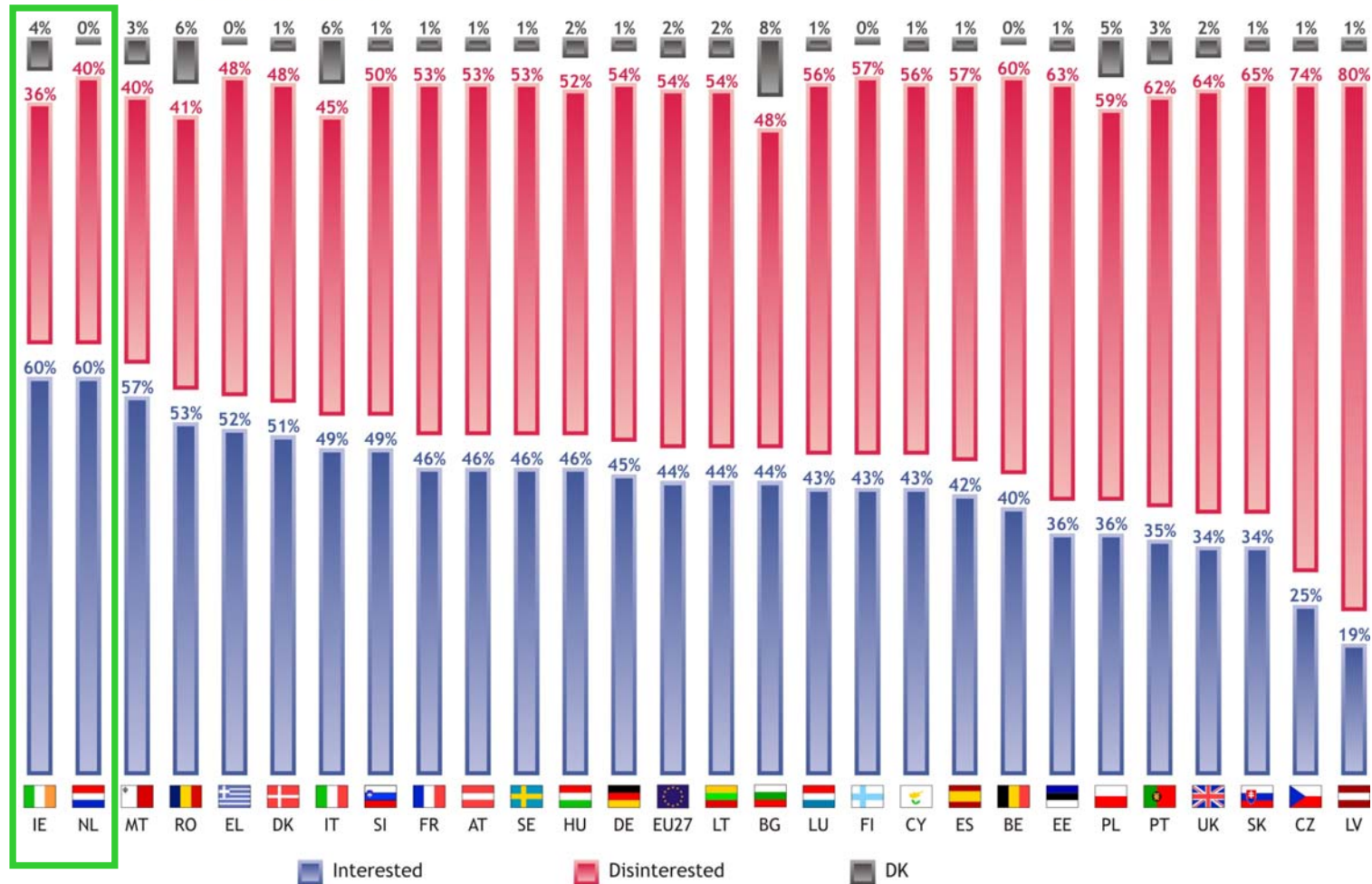


Inner Pie: EB70 Aut. 2008
Outer Pie: EB69 Sp. 2008

- The interest in the European elections has slightly decreased compared to the last wave : 44% (- 2 points)

4.7. Interest in the European elections

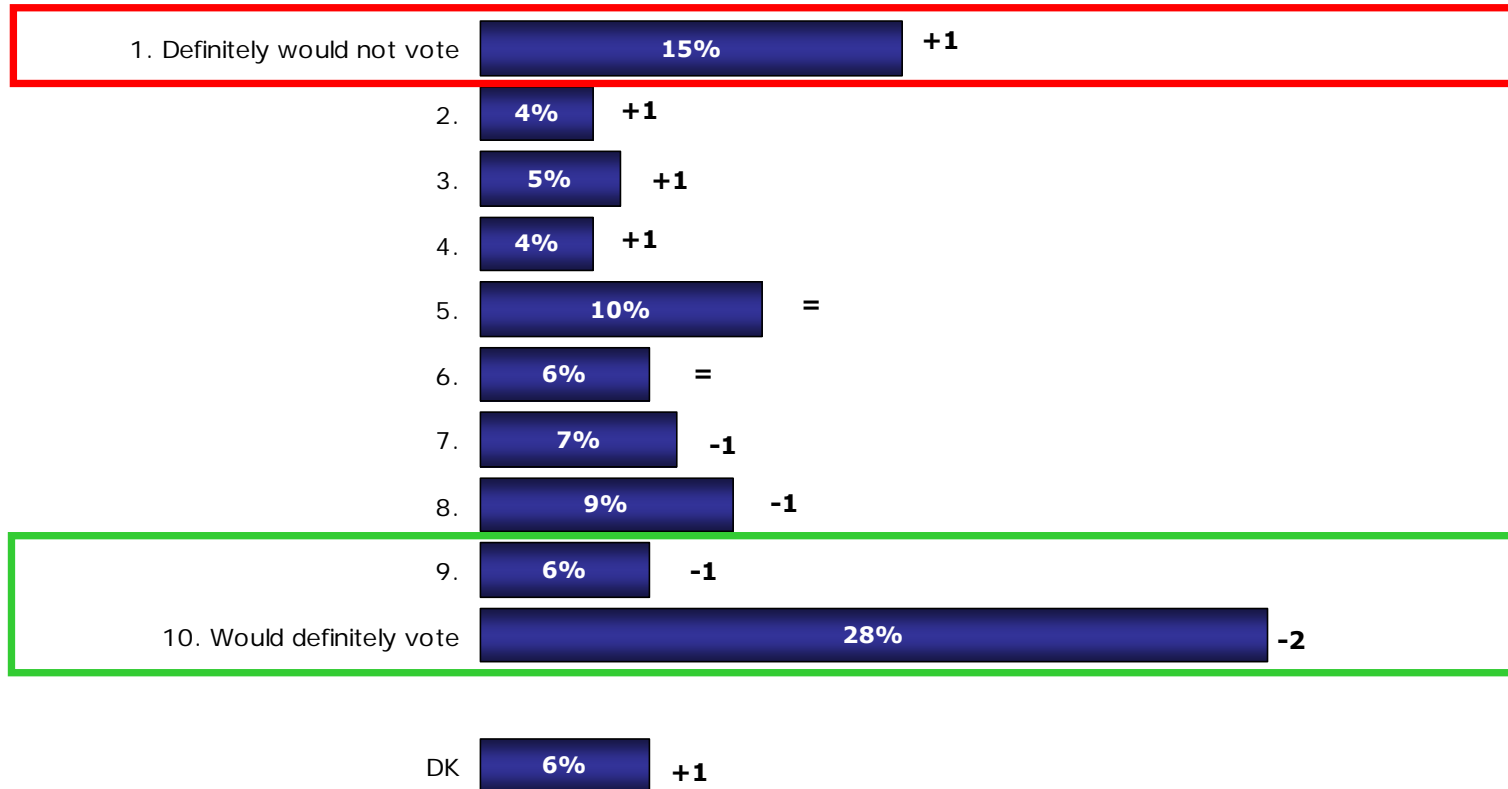
Question: QD4. The next European elections will be held in June 2009. How interested or disinterested would you say you are in these elections?



- High interest in the European elections in Ireland and the Netherlands (60% each)

4.8. Probability of voting




























QD5 Can you tell me on a scale of 1 to 10 how likely it is that you would vote in the next Europeans elections in June 2009?



*Difference in points compared to the last wave (EB69 Spring 2008)

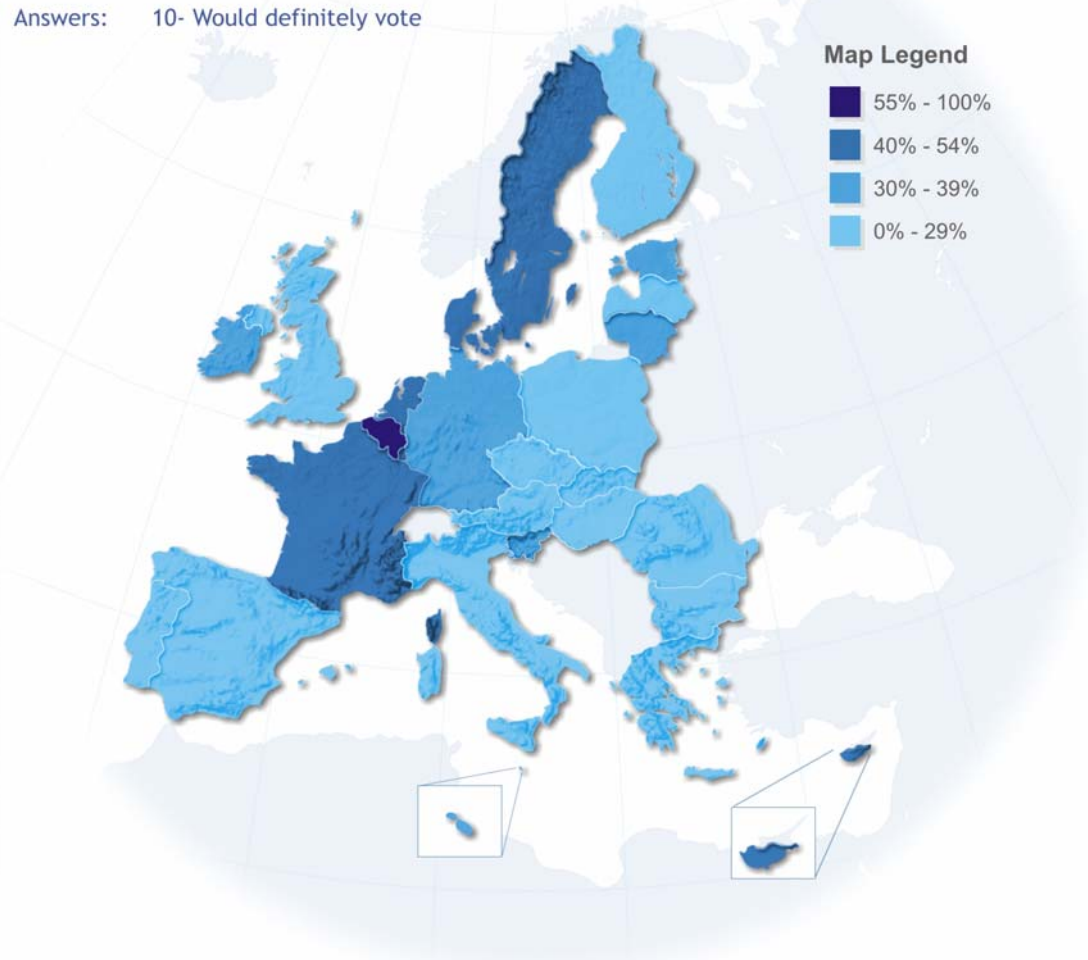
- With less than a year to go to the European elections **34% of respondents seem determined that they would definitely vote** compared with 15% who declared that would definitely not vote

4.9. Probability of voting

 BE	55%
 DK	53%
 NL	52%
 LU	51%
 FR	44%
 SE	41%
 CY	40%
 MT	37%
 DE	36%
 SI	36%
 LT	34%
 IE	31%
 EE	30%
 EU27	28%
 FI	28%
 LV	28%
 IT	26%
 EL	24%
 HU	23%
 ES	21%
 CZ	20%
 RO	20%
 BG	19%
 UK	18%
 AT	16%
 PL	15%
 SK	15%
 PT	8%

Question: QD5. Can you tell me on a scale of 1 to 10 how likely it is that you would vote in the next European elections in June 2009? Please place yourself at a point on this scale where '1' indicates that you would "definitely not vote", '10' indicates that you would "definitely vote" and the remaining numbers indicates something in between these two positions.

Answers: 10- Would definitely vote

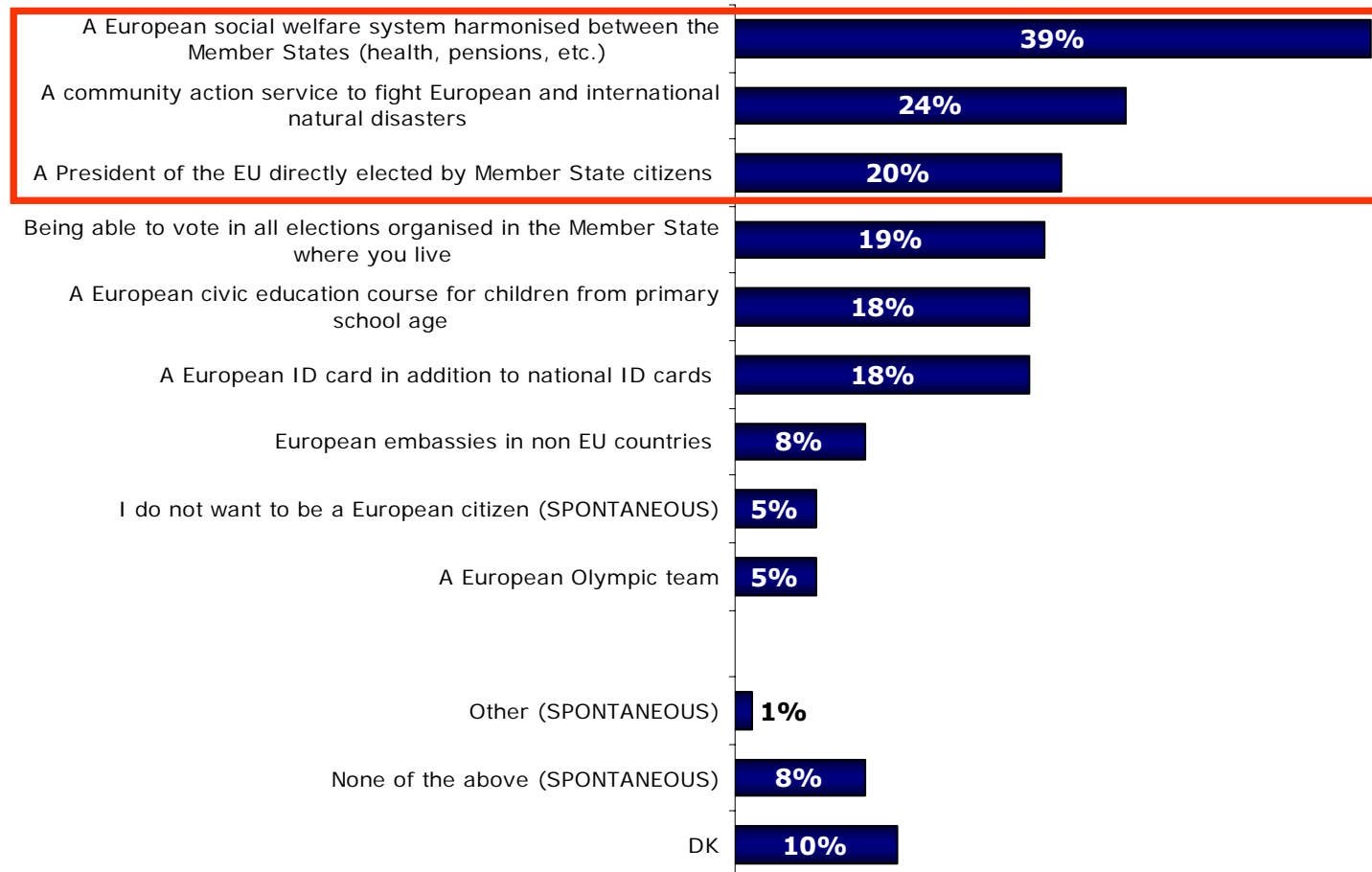


5. Europeans and the EU



5.1. European citizenship


QD20 Which of the following elements would strengthen the most your feeling about being a European citizen? (ROTATE – MAX. 3 ANSWERS) - %EU



- The harmonisation of the social welfare system is the element that would strengthen the most the feeling of being a European citizen

5.2. European citizenship

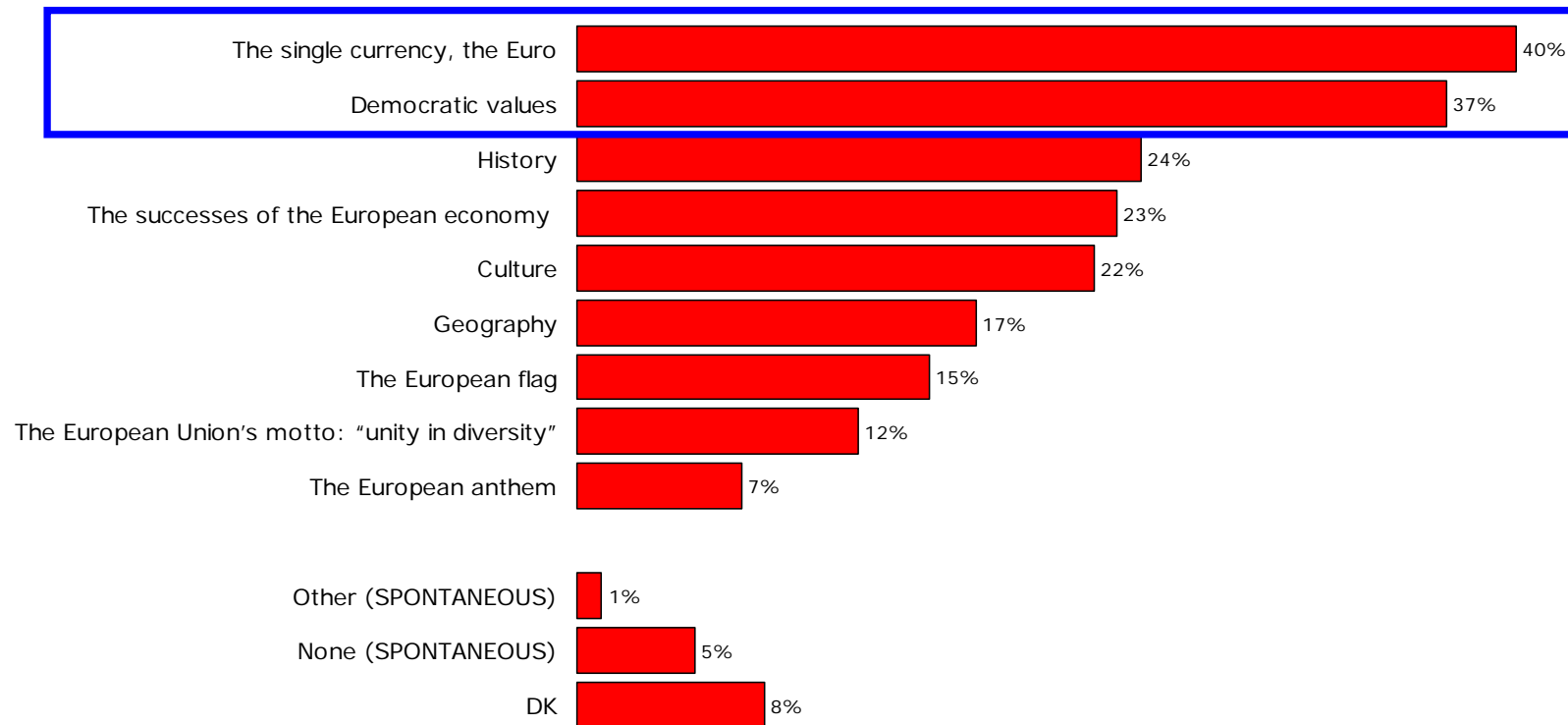
QD20 Which of the following elements would strengthen the most your feeling about being a European citizen? (ROTATE – MAX. 3 ANSWERS)

		A European social welfare system harmonised between the Member States (health, pensions, etc.)	Being able to vote in all elections organised in the Member State where you live	A European ID card in addition to national ID cards
	EU27	39%	19%	18%
	Age			
	15-24	33%	21%	24%
	25-39	40%	19%	20%
	40-54	41%	19%	17%
	55 +	39%	16%	14%

- All age categories generally agree on the social welfare system, even though the youngest respondents mentioned it less
- However, the « right to vote to all elections » and the « European ID card » are more largely cited by the youngest respondents

5.3. European identity

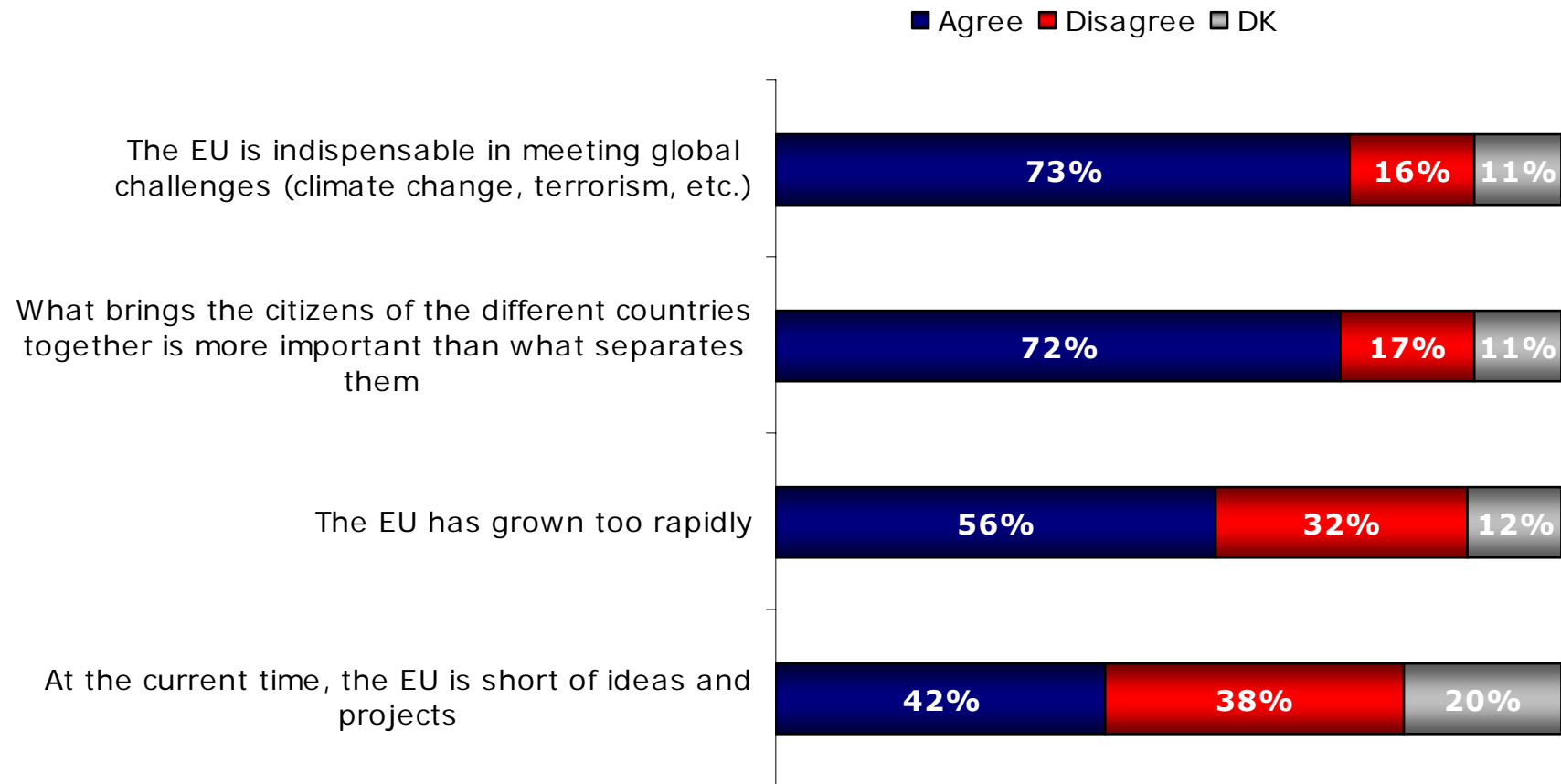
**QD21 The European identity can be composed of several elements. In your opinion, which of the following are the most important elements that go to make up the European identity?
(ROTATE - MAX. 3 ANSWERS)**



- The Euro and Democracy : crucial elements of European identity

5.4. Europeans and the building of Europe

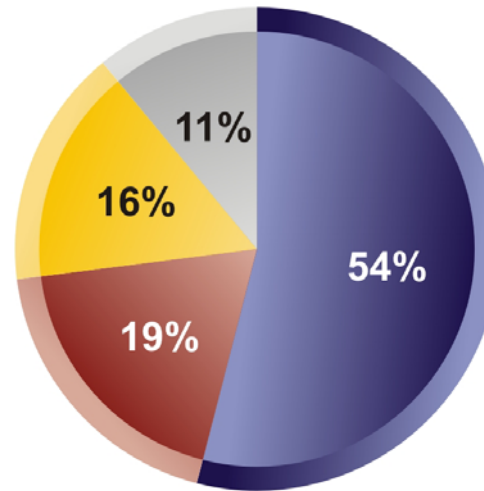
QD16 Can you tell me whether you agree or disagree with the following statements regarding the building of Europe?







- The European Union is considered indispensable in meeting global challenges, but it is considered as having grown too rapidly and being short of ideas

5.5. Europeans and the building of Europe



Question: QD17. In your opinion, based on all the information in your possession, which of these two opinions corresponds the most closely to your own views?



-  The building of Europe must be pursued
-  The building of Europe has gone too far, we need to back-track
-  We should neither go any further in the building of Europe nor back-track (SPONTANEOUS)
-  DK

- Support of more than half of the Europeans (54%) towards the building of Europe process. Only 19% of Europeans want to back-track

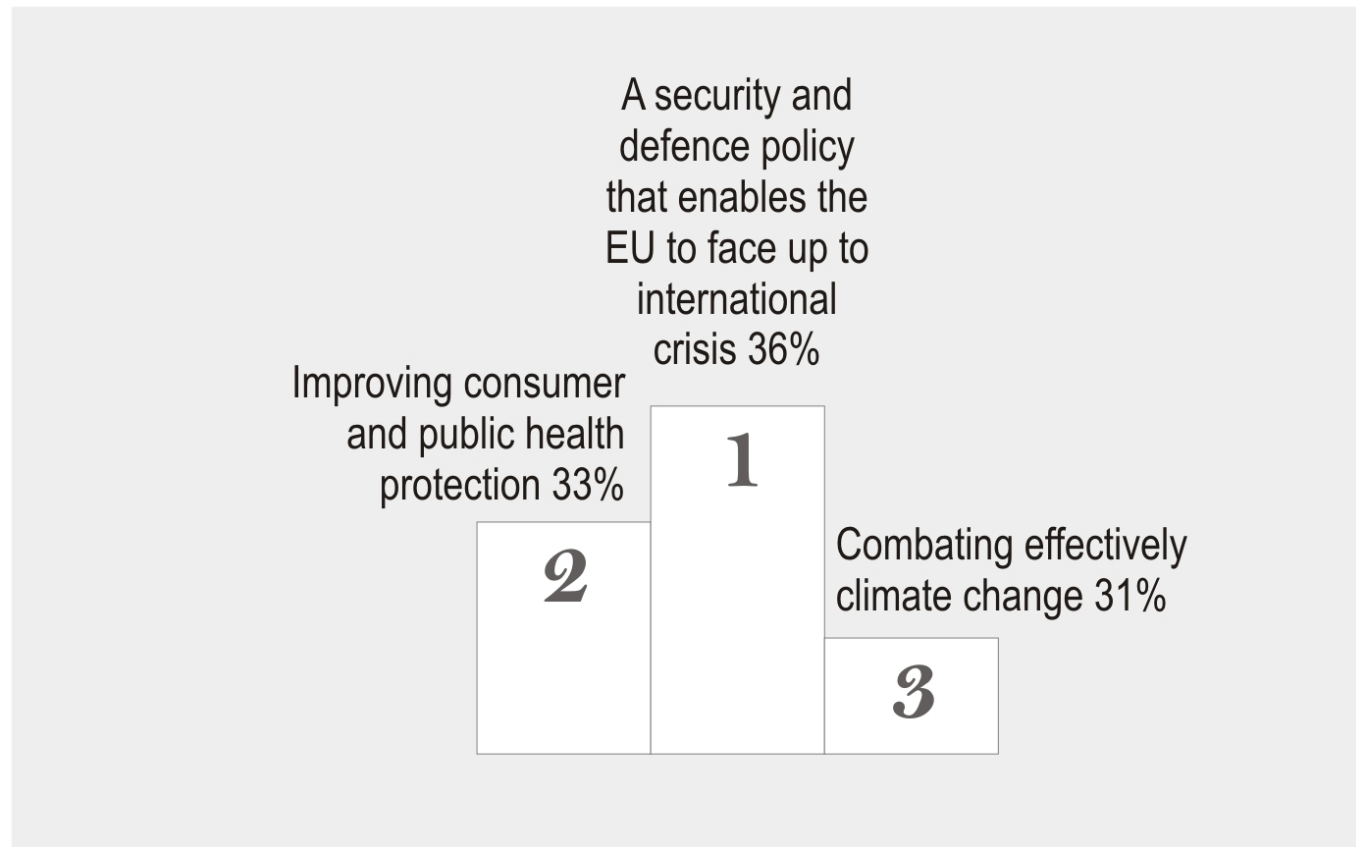
5.6. Europeans and the building of Europe

		QD17 In your opinion, based on all the information in your possession, which of these two opinions corresponds the most closely to your own views?		
		The building of Europe must be pursued	The building of Europe has gone too far, we need to back-track	We should neither go any further in the building of Europe nor back-track (SPONTANEOUS)
	EU27	54%	19%	16%
Sex				
	Male	57%	20%	15%
	Female	50%	19%	18%
Age				
	15-24	58%	15%	15%
	25-39	57%	19%	15%
	40-54	55%	19%	18%
	55 +	48%	21%	18%

- Men are more likely than women to want the building of Europe process to be pursued
- The younger the respondents are, the more likely they are to support the building of Europe

5.7. The European Union policies

QD12. The European Parliament defends the development of certain policies at European Union level. In your opinion, which of the following policies should be given priority?
(MAX. 4 ANSWERS)



- The protection role of the EU is supported by a large majority: in terms of security and defence, of consumer protection and the fight against climate change

5.8. The main objective of the building of Europe

**QD18a + QD18b In your opinion, at the current time, what is the main objective of the building of Europe?
(SPLIT A + SPLIT B) - %EU**

To develop the economy and boost growth in the EU

23%

To improve the standard of living of all EU citizens

18%

Maintain peace and stability

16%

- The current main objective of the building of Europe is to develop the economy and boost growth in the EU for 23% of Europeans

** Other themes cited by less than 10% of respondents : To make the EU a major diplomatic player on the international stage; To fight global threats (terrorism, climate change); To protect European citizens against the negative effects of globalisation (split A) / To enable European citizens to benefit from the positive effects of globalisation (split B) ; To promote democracy and human rights in the world; To promote the development of the poorest countries outside the EU*

5.9. The main objective of the building of Europe

**QD19a + QD19b And what should be the main objective of the building of Europe?
(SPLIT A + SPLIT B) - % EU**

To develop the economy and boost growth in the EU

17%

To improve the standard of living of all EU citizens

23%

Maintain peace and stability

17%

- However, Europeans would like improving the standard of living to be given priority

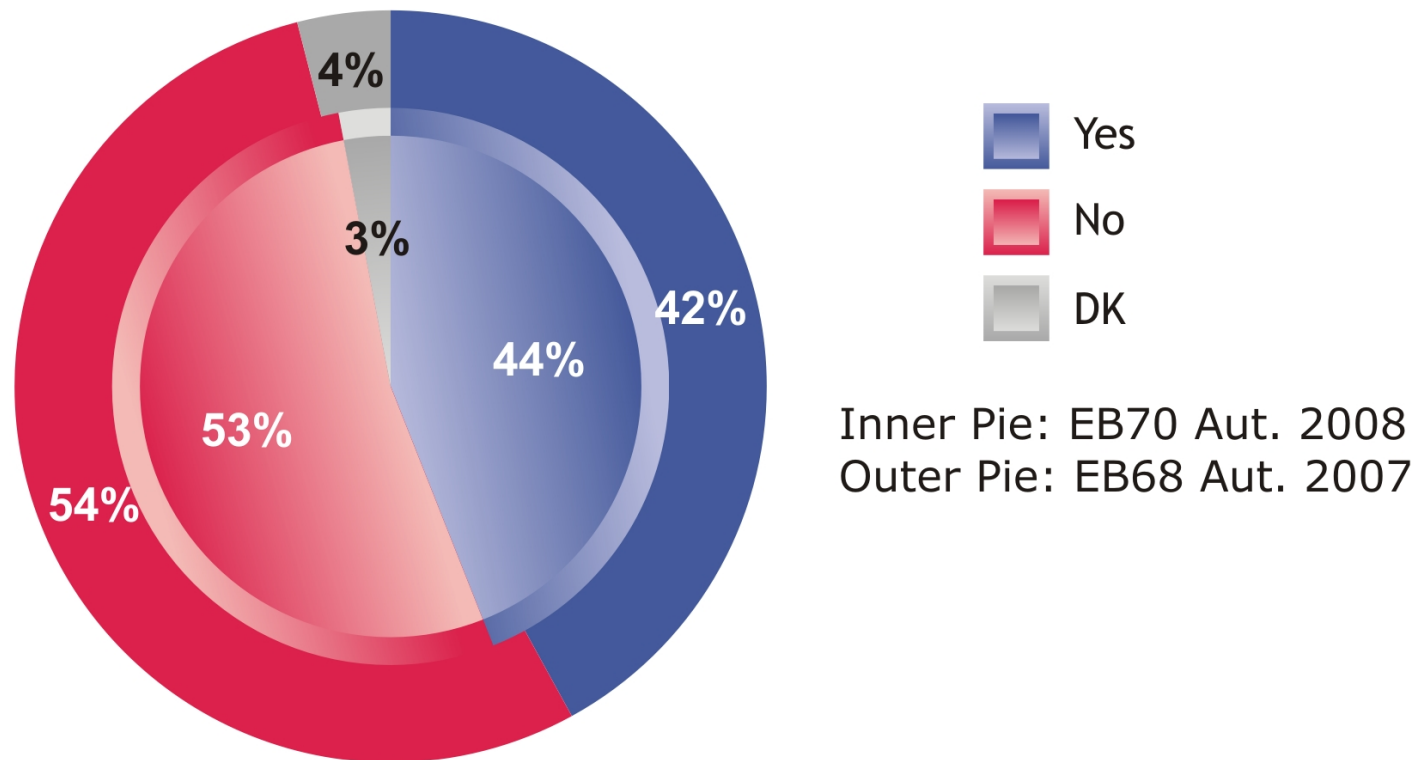
** Other themes cited by less than 10% of respondents : To make the EU a major diplomatic player on the international stage; To fight global threats (terrorism, climate change); To protect European citizens against the negative effects of globalisation (split A) / To enable European citizens to benefit from the positive effects of globalisation (split B) ; To promote democracy and human rights in the world; To promote the development of the poorest countries outside the EU*

6. The European Parliament



6.1. The European Parliament in the media

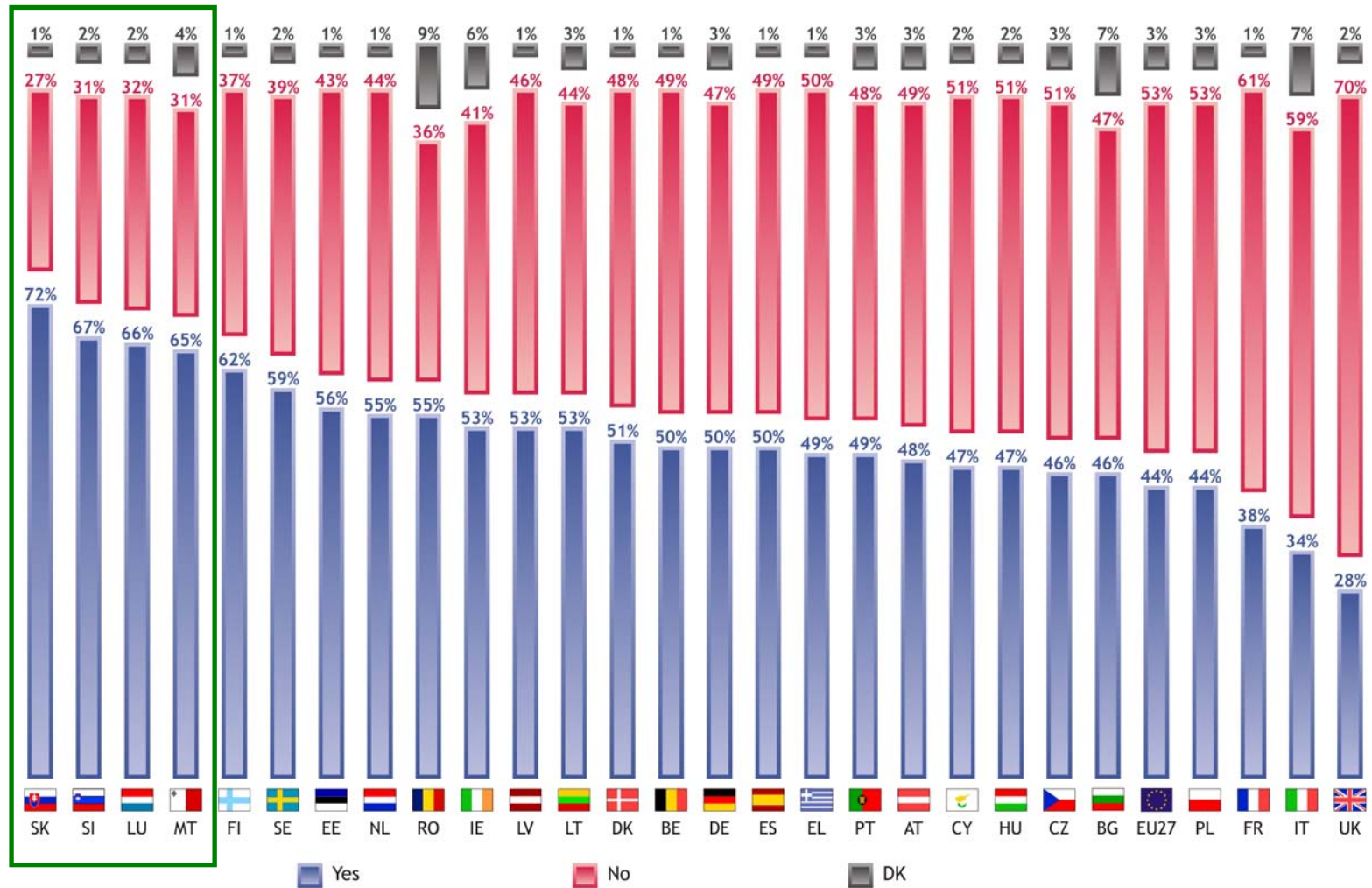
Question: QD1. Have you recently read in the press, seen on the Internet or heard on the radio or television something about the European Parliament?



- Progress of the presence in the media of subjects related to the European Parliament : + 2 points

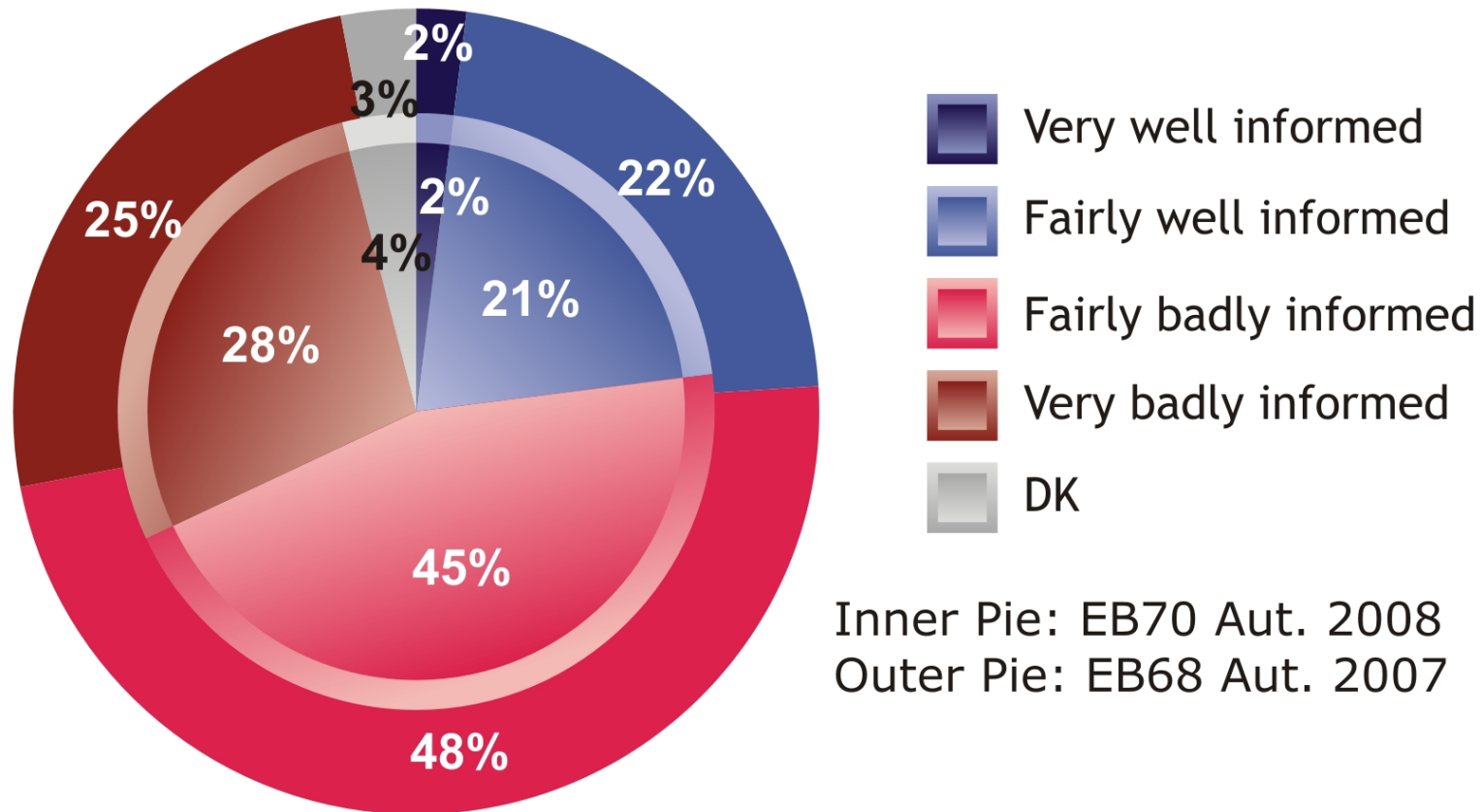
6.2. The European Parliament in the media

Question: QD1. Have you recently read in the press, seen on the Internet or heard on the radio or television something about the European Parliament?



6.3. Level of information on the European Parliament




Question: QD2. In general, do you consider that you are very well, fairly well, fairly badly or very badly informed about the European Parliament's activities?



Inner Pie: EB70 Aut. 2008
Outer Pie: EB68 Aut. 2007

- The level of information is relatively stable: - 1 point

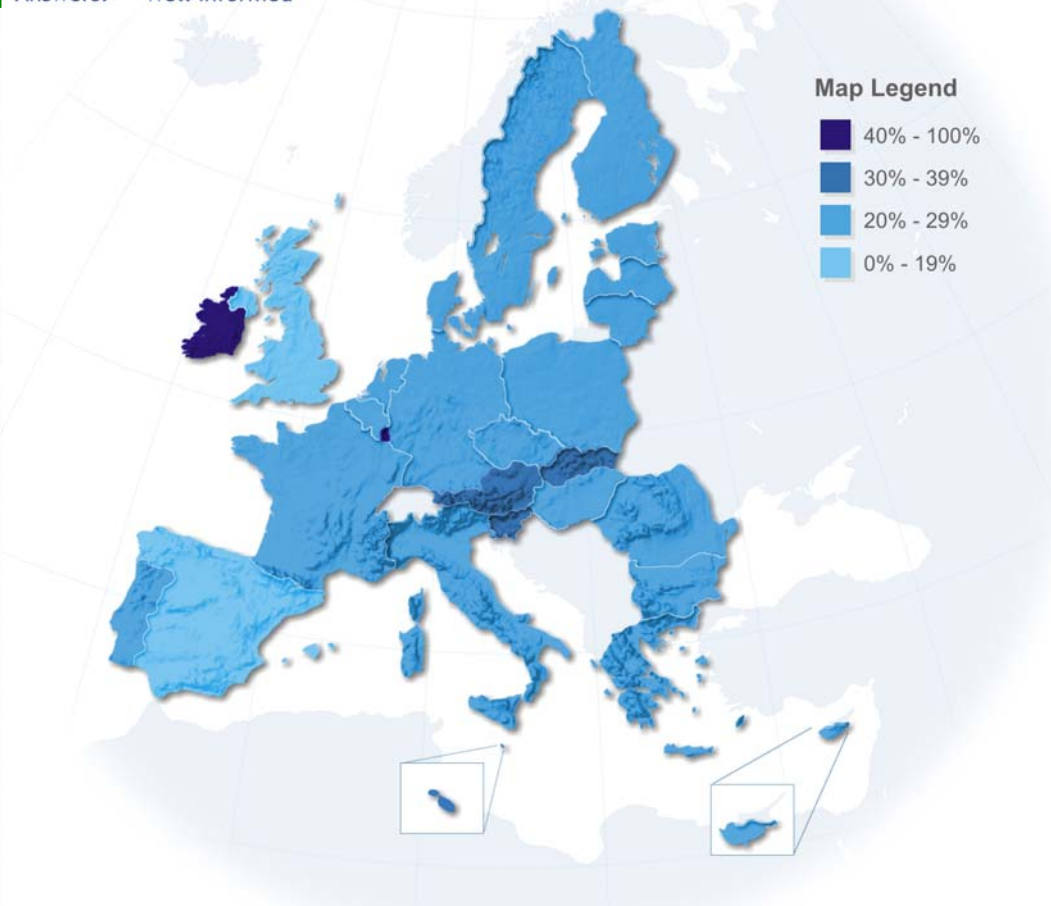
6.4. Level of information on the European Parliament

 LU	42%
 IE	40%
 MT	36%

Question: QD2. In general, do you consider that you are very well, fairly well, fairly badly or very badly informed about the European Parliament's activities?

Answers: Well informed

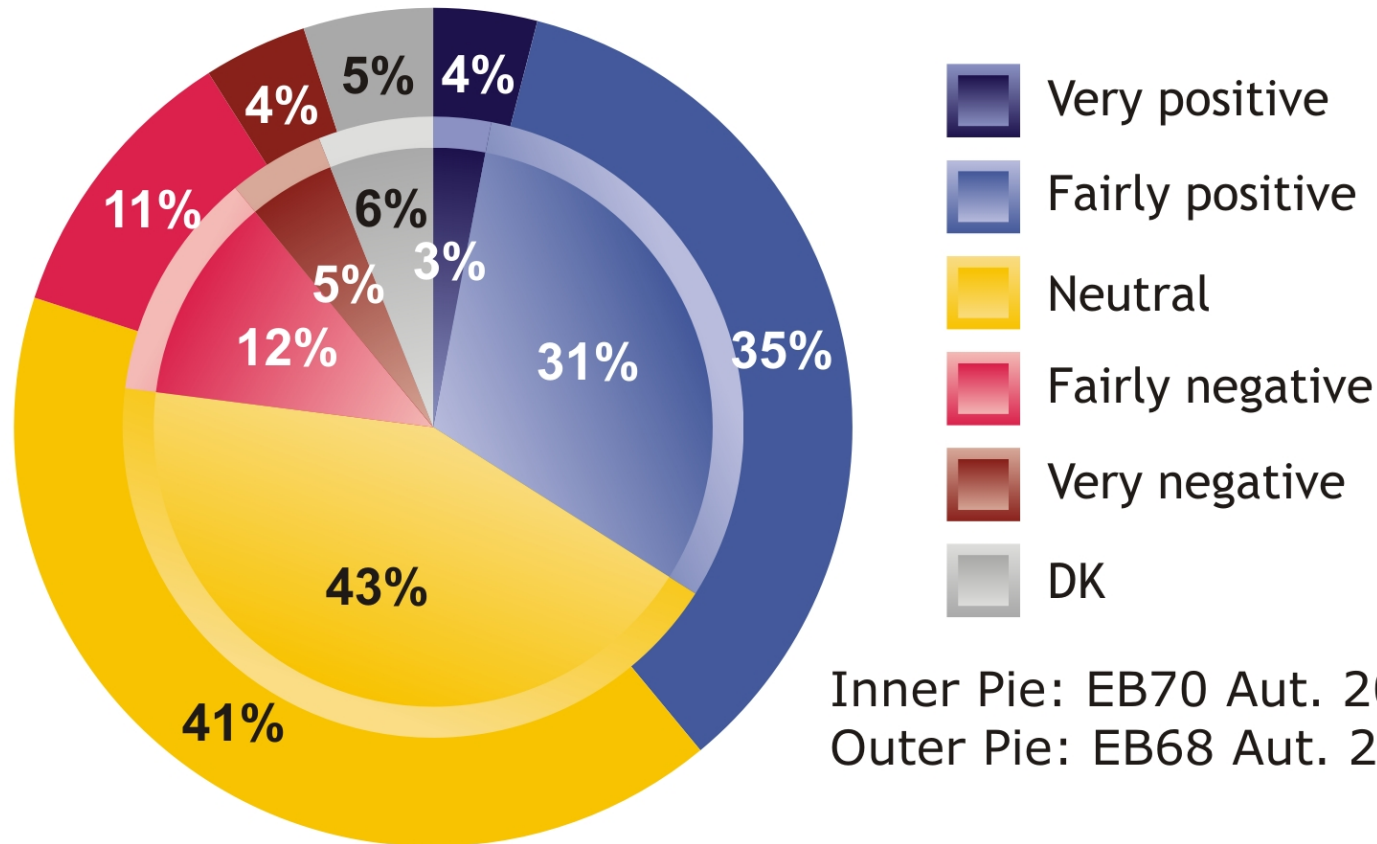
 SI	34%
 SK	33%
 AT	31%
 BE	29%
 DE	29%
 DK	28%
 LT	25%
 IT	24%
 CY	24%
 PL	24%
 EU27	23%
 HU	23%
 LV	23%
 EL	22%
 FI	22%
 SE	22%
 EE	22%
 BG	22%
 NL	21%
 CZ	21%
 FR	20%
 PT	20%
 RO	20%
 ES	19%
 UK	19%



- The three best informed countries are : Luxembourg (42%), Ireland (40%) and Malta (36%)

6.5. Image of the European Parliament

Question: QD8. In general, does the European Parliament conjure up for you a very positive, fairly positive, neutral, fairly negative or very negative image?



Inner Pie: EB70 Aut. 2008
Outer Pie: EB68 Aut. 2007

- 34% of Europeans have a positive image of the European Parliament, 5 points less than in Autumn 2007
- The majority of respondents have a neutral image of the Parliament (43%, + 2 points)

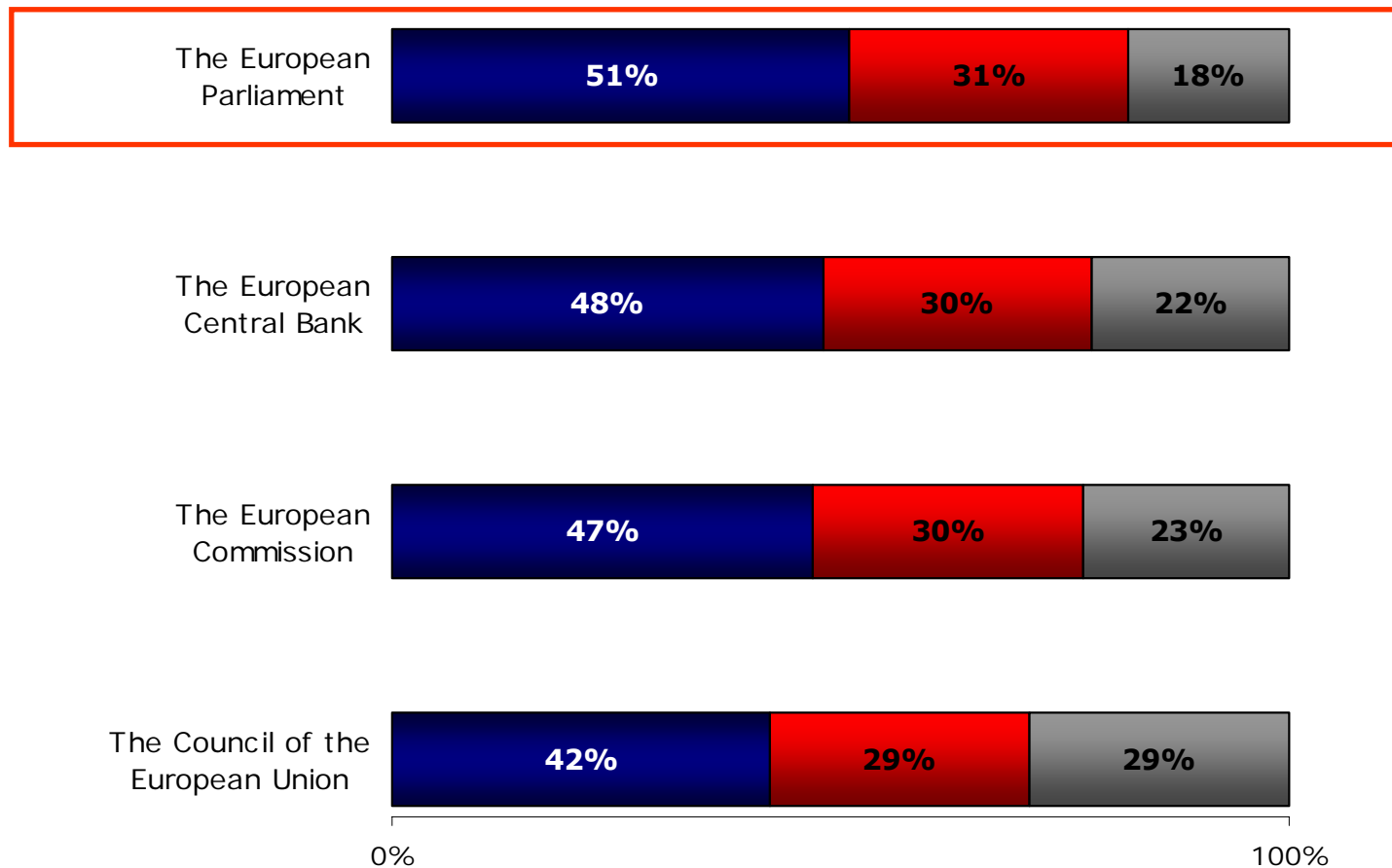
6.6. Trust in the European Parliament

QA18 And, for each of them, please tell me if you tend to trust it or tend not to trust it? - %EU27

■ Yes

■ No

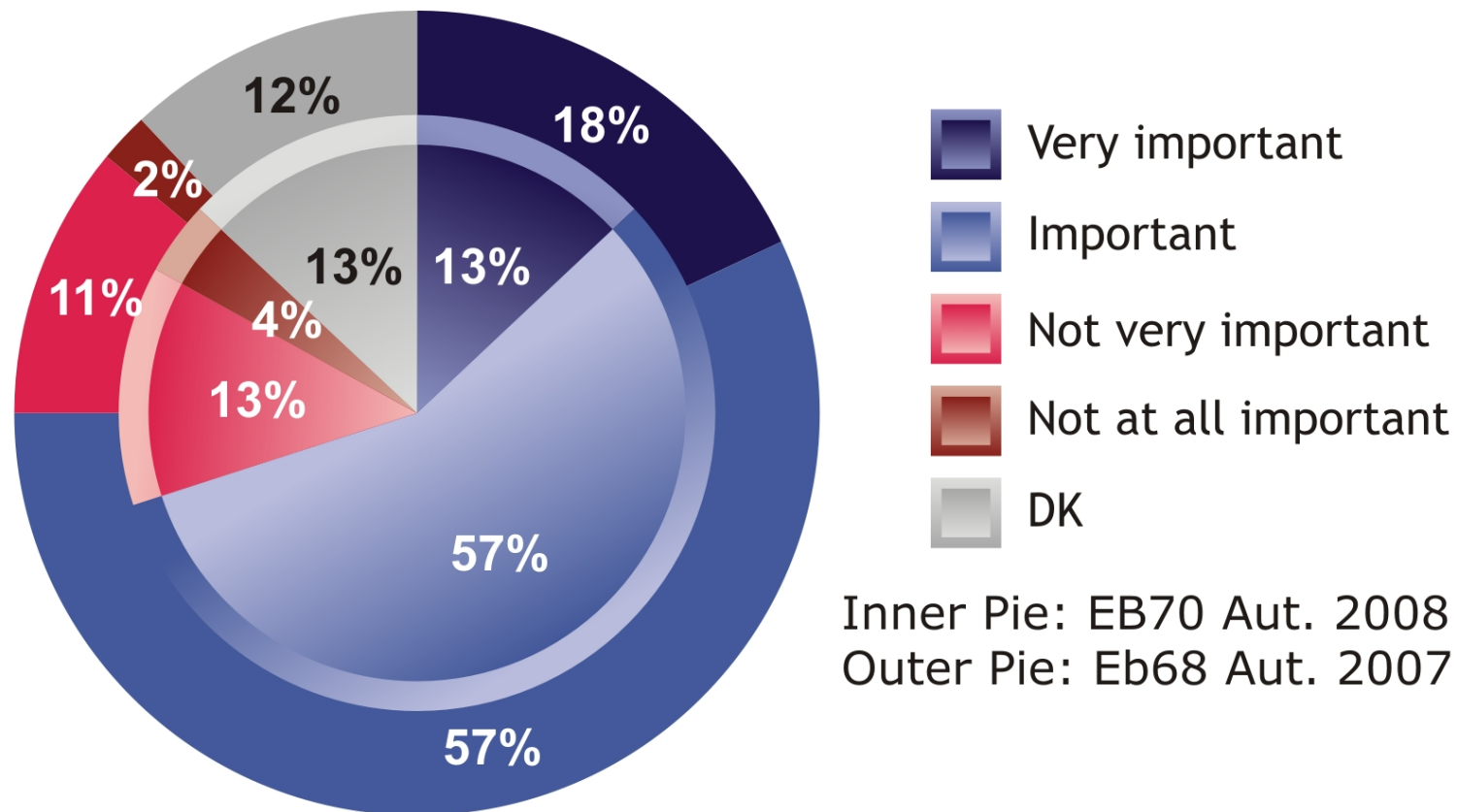
■ DK



- The European Parliament : the most trusted European institution (51%)

6.7. Role of the European Parliament

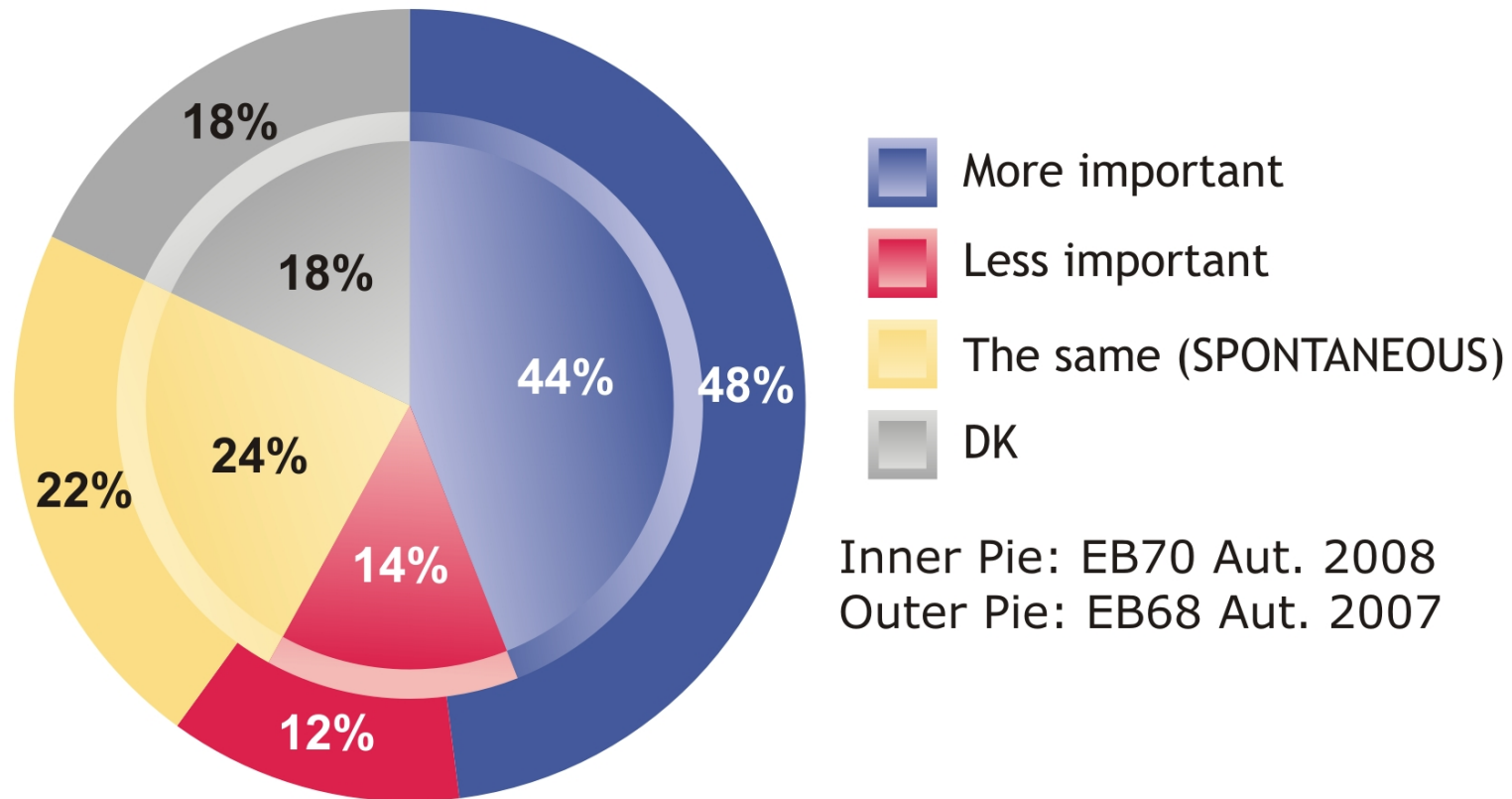
Question: QD9. In your opinion, is the role played by the European Parliament in the life of the European Union...?



- The European Parliament plays an important role in the life of the European Union for 70% of Europeans (- 5 points)

6.8. Role of the European Parliament

Question: QD10. Would you personally like to see the European Parliament play a more important or less important role than it currently does?



Inner Pie: EB70 Aut. 2008
Outer Pie: EB68 Aut. 2007

- Nearly half of the Europeans (44%) would like the Parliament to play a more important role (- 4 points)



thank you!

Vielen Dank!

bedankt!

merci!

tack!

muchas gracias!

kiitos!

grazie mille!